

Checking a Member's BRS Enrollment Status

Introduction This guide provides the procedures for a Unit/SPO to view a member's Blended Retirement System (BRS) enrollment status in Direct Access.




Procedures See below.

Step	Action
1	<p>Blended Retirement System (BRS) Enrollment is displayed on the member's Simple Benefits page. There are two ways to access this page:</p> <p>One: Menu > Benefits > Enroll in Benefits > Simple Benefits:</p>  <p>Two: Active & Reserve Pay Shortcuts pagelet > MGIB Enrollments:</p> 

Continued on next page

Checking a Member's BRS Enrollment Status, Continued

Procedures,
continued

Step	Action
2	<p data-bbox="327 495 944 524">Enter the member's Empl ID and click Search.</p> <div data-bbox="327 524 1385 1429" style="border: 1px solid blue; padding: 10px;"><p data-bbox="352 539 571 568">Simple Benefit</p><p data-bbox="352 602 1374 631">Enter any information you have and click Search. Leave fields blank for a list of all values.</p><p data-bbox="352 680 678 710">Find an Existing Value</p><p data-bbox="352 743 1348 772">▼ Search Criteria</p><p data-bbox="603 831 1203 860">Empl ID begins with ▼ <input data-bbox="890 824 1203 869" type="text" value="7654321"/></p><p data-bbox="411 880 1203 909">Benefit Record Number = ▼ <input data-bbox="890 873 1203 918" type="text"/></p><p data-bbox="628 929 1203 958">Name begins with ▼ <input data-bbox="890 922 1203 967" type="text"/></p><p data-bbox="571 978 1203 1008">Last Name begins with ▼ <input data-bbox="890 972 1203 1016" type="text"/></p><p data-bbox="528 1028 1203 1057">Business Unit begins with ▼ <input data-bbox="890 1021 1203 1066" type="text"/></p><p data-bbox="475 1077 1235 1106">Department Set ID begins with ▼ <input data-bbox="890 1070 1203 1115" type="text"/> </p><p data-bbox="555 1126 1235 1155">Department begins with ▼ <input data-bbox="890 1115 1203 1160" type="text"/> </p><p data-bbox="357 1176 1337 1205">Organizational Relationship = ▼ <input data-bbox="890 1169 1337 1214" type="text" value=""/></p><p data-bbox="379 1225 1203 1254">Alternate Character Name begins with ▼ <input data-bbox="890 1218 1203 1263" type="text"/></p><p data-bbox="357 1274 1086 1303"><input type="checkbox"/> Include History <input type="checkbox"/> Correct History <input type="checkbox"/> Case Sensitive</p><p data-bbox="352 1368 1129 1397"><input data-bbox="352 1361 501 1406" type="button" value="Search"/> <input data-bbox="518 1368 651 1406" type="button" value="Clear"/> Basic Search  Save Search Criteria</p></div>

Continued on next page

Checking a Member's BRS Enrollment Status, Continued

Procedures,
continued

Step	Action
3	<p>The member's Simple Benefits page will display. If there is no current election for the member, the Plan Type section will indicate 1 of 1, the Plan Type field will be empty, and they will not have a BRS row.</p> <div data-bbox="331 600 1380 1108" style="border: 1px solid blue; padding: 5px;"> <p>Simple Benefits</p> <p>Shepard Book... Employee ID 7654321 Benefit Record Number 0</p> <p>Plan Type Find View All First 1 of 1 Last</p> <p>*Plan Type <input type="text"/></p> <p>Coverage Find View All First 1 of 1 Last</p> <p>Coverage Begin Date <input type="text"/> *Deduction Begin Date <input type="text"/></p> <p>Coverage Election</p> <p><input checked="" type="radio"/> Elect <input type="radio"/> Waive <input type="radio"/> Terminate *Election Date 08/02/2018</p> <p>Benefit Program ACG CG/NOAA Active Deduction Prog</p> <p>Benefit Plan <input type="text"/></p> <p>Save Return to Search Notify Refresh Update/Display Include History Correct History</p> </div>

Continued on next page

Checking a Member's BRS Enrollment Status, Continued

Procedures,
continued

Step	Action
4	<p>If the member is enrolled in more than one benefit plan (i.e. MGIB, MGIB-SR, BRS, Bonus, etc.), their Simple Benefit's page will display with more than one row. Click View All to view all the rows. In this example, the member has two rows, MGIB-SR and BRS (see Step 5).</p> <div data-bbox="343 633 1382 1176" style="border: 1px solid black; padding: 5px;"> <p>Simple Benefits</p> <p>Shepard Book... Employee ID 7654321 Benefit Record Number 0</p> <p>Plan Type Find View All First 1 of 2 Last</p> <hr/> <p>Plan Type A4 MGIB-SR + -</p> <p>Coverage Find View All First 1 of 1 Last</p> <p>Coverage Begin Date 11/01/2012 *Deduction Begin Date 11/01/2012 + -</p> <p>Coverage Election</p> <p><input checked="" type="radio"/> Elect <input type="radio"/> Waive <input type="radio"/> Terminate *Election Date 11/01/2012</p> <p>Benefit Program ACG CG/NOAA Active Deduction Prog</p> <p>Benefit Plan MGIBBA MGIB BA- Eligible</p> <p style="text-align: center;"> Save Return to Search Notify Refresh Update/Display Include History Correct History </p> </div>

Continued on next page

Checking a Member's BRS Enrollment Status, Continued

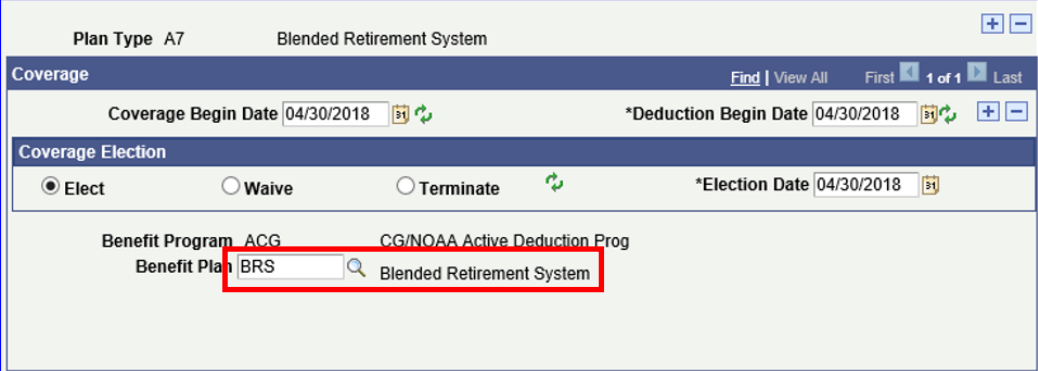
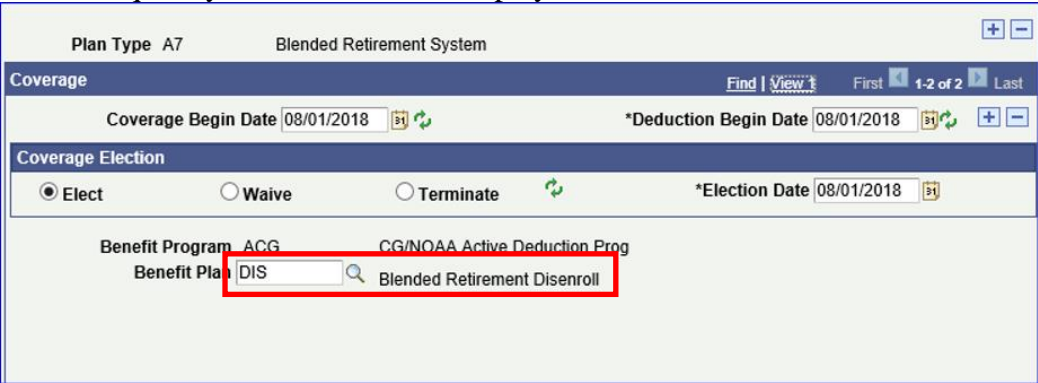
Procedures,
continued

Step	Action
5	<p>If the member opted into the Blended Retirement System, the Benefit Plan will indicate BRO – Blended Retirement Opt-In.</p> <div data-bbox="343 560 1380 1478" style="border: 1px solid black; padding: 5px;"> <p>Simple Benefits</p> <p>Shepard Book Employee ID 7654321 Benefit Record Number 0</p> <hr/> <p>Plan Type A4 MGIB-SR</p> <p>Coverage Coverage Begin Date 11/01/2012 *Deduction Begin Date 11/01/2012</p> <p>Coverage Election <input checked="" type="radio"/> Elect <input type="radio"/> Waive <input type="radio"/> Terminate *Election Date 11/01/2012</p> <p>Benefit Program ACG CG/NOAA Active Deduction Prog Benefit Plan MGIBBA MGIB BA- Eligible</p> <hr/> <p>Plan Type A7 Blended Retirement System</p> <p>Coverage Coverage Begin Date 01/02/2018 *Deduction Begin Date 01/02/2018</p> <p>Coverage Election <input checked="" type="radio"/> Elect <input type="radio"/> Waive <input type="radio"/> Terminate *Election Date 01/02/2018</p> <p>Benefit Program ACG CG/NOAA Active Deduction Prog Benefit Plan BRO Blended Retirement Opt-In</p> <p>Save Return to Search Notify Refresh Update/Display Include History Correct History</p> </div>

Continued on next page

Checking a Member's BRS Enrollment Status, Continued

Procedures,
continued

Step	Action
6	<p>Members with a DIEMS date of 01/01/2018 or later and no prior service are automatically enrolled in the Blended Retirement System. Their BRS row will display as:</p>  <p>The screenshot shows a web interface for a Blended Retirement System. At the top, it says 'Plan Type A7' and 'Blended Retirement System'. Below that is a 'Coverage' section with 'Coverage Begin Date' 04/30/2018 and '*Deduction Begin Date' 04/30/2018. Under 'Coverage Election', the 'Elect' radio button is selected. At the bottom, 'Benefit Program' is 'ACG' and 'CG/NOAA Active Deduction Prog' is 'Blended Retirement System'. The 'Benefit Plan' dropdown menu is open, showing 'BRS' selected and highlighted with a red box.</p>
7	<p>Any member who was erroneously enrolled in the Blended Retirement System and subsequently dis-enrolled will display with a DIS code:</p>  <p>The screenshot shows a web interface for a Blended Retirement System. At the top, it says 'Plan Type A7' and 'Blended Retirement System'. Below that is a 'Coverage' section with 'Coverage Begin Date' 08/01/2018 and '*Deduction Begin Date' 08/01/2018. Under 'Coverage Election', the 'Elect' radio button is selected. At the bottom, 'Benefit Program' is 'ACG' and 'CG/NOAA Active Deduction Prog' is 'Blended Retirement Disenroll'. The 'Benefit Plan' dropdown menu is open, showing 'DIS' selected and highlighted with a red box.</p>