

Starting Dive Duty Pay

Introduction This guide provides the procedures for starting Diving Duty Pay in Direct Access (DA).

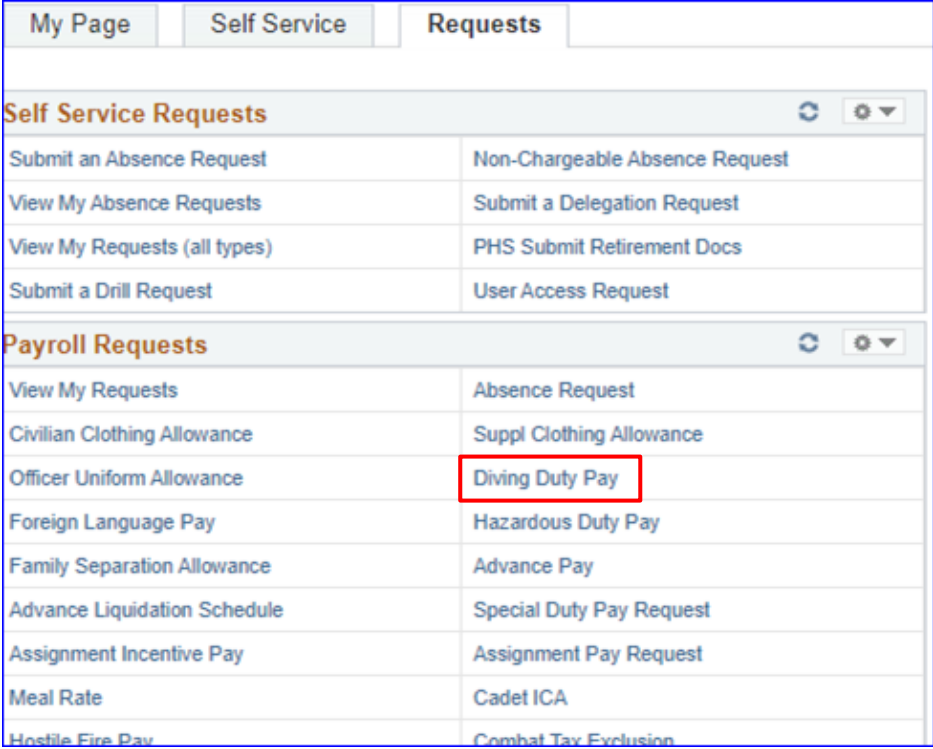
References (a) [Coast Guard Pay Manual, COMDTINST M7220.29 \(series\)](#)
 (b) [Diving Program Manual, COMDTINST M3150.1 \(series\)](#)

Information Complete details for eligibility of diving duty pay and entering lapse dates may be found in reference (a).

Prior to starting Diving Duty Pay, the member must be assigned a **Diving Duty Competency** in [Person Profiles](#).

OPSDB	Diver (Second Class)	11/08/2021	Approved/Official	3-Good		
OPSDU	Diving Under Instruction (DUI)	07/21/2020	Approved/Official	Good		
TACDT	Tactical Designated Trainer	12/22/2016	Approved/Official	Good		

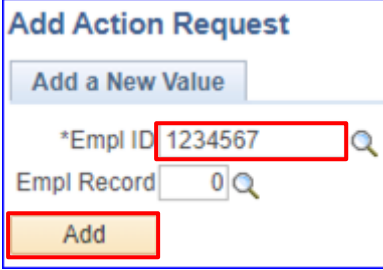
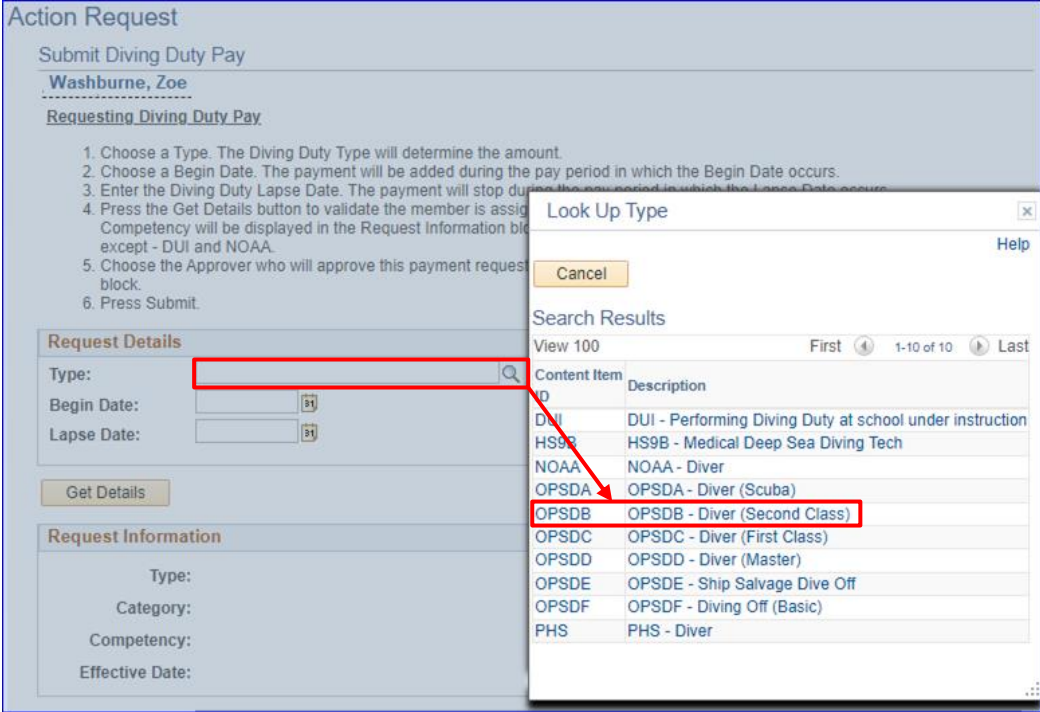
Procedures See below.

Step	Action
1	<p>Select Diving Duty Pay from the Payroll Requests pagelet located on the Requests tab.</p>  <p>The screenshot shows a web interface with tabs for 'My Page', 'Self Service', and 'Requests'. The 'Requests' tab is active. Under 'Self Service Requests', there are links for 'Submit an Absence Request', 'View My Absence Requests', 'View My Requests (all types)', and 'Submit a Drill Request'. Under 'Payroll Requests', there is a grid of links including 'View My Requests', 'Civilian Clothing Allowance', 'Officer Uniform Allowance', 'Foreign Language Pay', 'Family Separation Allowance', 'Advance Liquidation Schedule', 'Assignment Incentive Pay', 'Meal Rate', 'Hostile Fire Pay', 'Absence Request', 'Suppl Clothing Allowance', 'Diving Duty Pay' (highlighted with a red box), 'Hazardous Duty Pay', 'Advance Pay', 'Special Duty Pay Request', 'Assignment Pay Request', 'Cadet ICA', and 'Combat Tax Exclusion'.</p>

Continued on next page

Starting Dive Duty Pay, Continued

Procedures,
continued

Step	Action
2	<p>Enter the member's Empl ID and click Add.</p> 
3	<p>The Submit Diving Duty Pay action request will display. Review the instructions provided at the top of the page. Select the appropriate Type of Diving Duty Pay from the lookup icon.</p> 

Continued on next page

Starting Dive Duty Pay, Continued

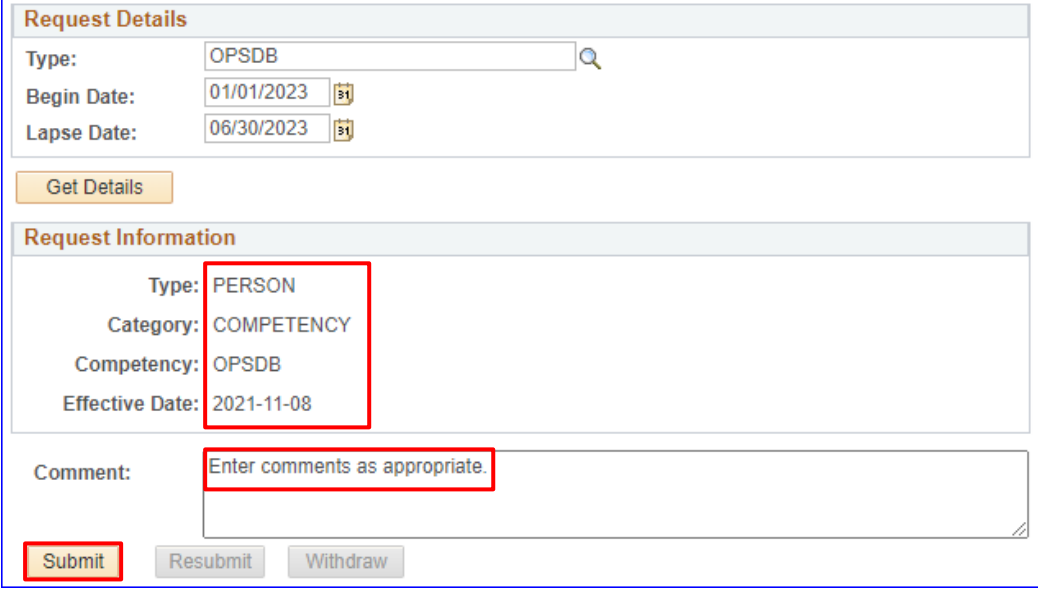
Procedures,
continued

Step	Action
4	<p>Enter the Begin Date the Diving Duty Pay is to start. Enter the applicable Lapse Date. Click Get Details.</p> <p>NOTE: The Lapse Date will be the date the member is expected to be detached from diving duty or the member's qualifications will lapse.</p> <div data-bbox="328 669 1369 1202" style="border: 1px solid black; padding: 5px;"> <p>Action Request</p> <p>Submit Diving Duty Pay</p> <p><u>Washburne, Zoe</u></p> <p>Requesting Diving Duty Pay</p> <ol style="list-style-type: none"> 1. Choose a Type. The Diving Duty Type will determine the amount. 2. Choose a Begin Date. The payment will be added during the pay period in which the Begin Date occurs. 3. Enter the Diving Duty Lapse Date. The payment will stop during the pay period in which the Lapse Date occurs. 4. Press the Get Details button to validate the member is assigned the Diving Duty Competency in Person Profiles. Details for the Competency will be displayed in the Request Information block. A Diving Duty Competency is required for all Diving Duty Types except - DUJ and NOAA. 5. Choose the Approver who will approve this payment request and include any optional supporting information in the Comment block. 6. Press Submit. <div data-bbox="360 1003 1362 1137" style="border: 1px solid gray; padding: 5px;"> <p>Request Details</p> <p>Type: OPSDB <input type="text"/></p> <p>Begin Date: 01/01/2023 <input type="text"/></p> <p>Lapse Date: 06/30/2023 <input type="text"/></p> </div> <p><input type="button" value="Get Details"/></p> </div>

Continued on next page

Starting Dive Duty Pay, Continued

Procedures,
continued

Step	Action
5	<p>The Request Information section will populate with the member's competency information retrieved from Person Profiles. Enter Comments as appropriate and click Submit.</p> 
6	<p>The action request will update to a Pending status and will be routed to the SPO tree for approval.</p> 