

Endorsing Panel Submissions and PCS eResumes Overview

Introduction This guide provides the procedures for endorsing Panel Submissions and Permanent Change of Station (PCS) eResumes in Direct Access (DA).

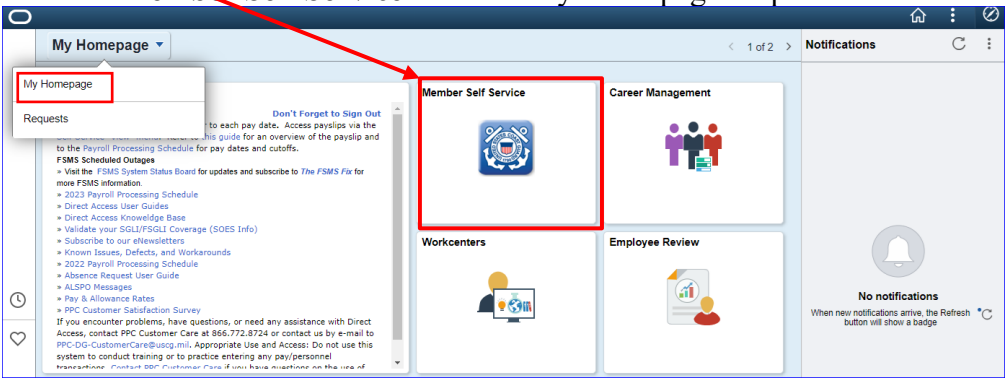
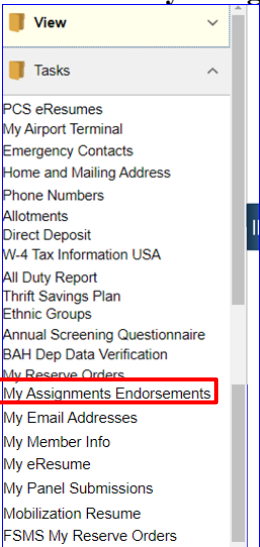
Contents

Topic	See Page
Endorsing Panel Submissions	2
Endorsing PCS eResumes	6

Endorsing Panel Submissions

Introduction This section provides the procedures for endorsing Panel Submissions in Direct Access (DA).

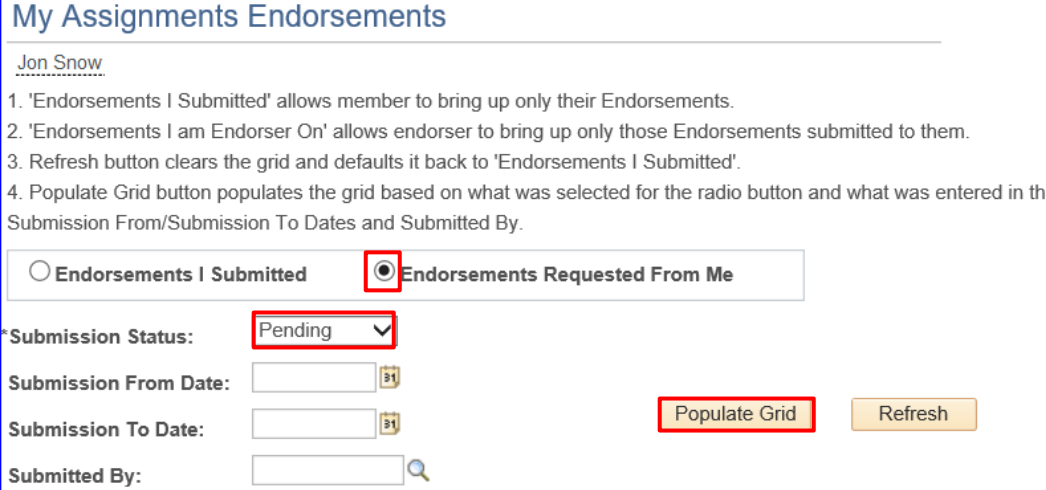
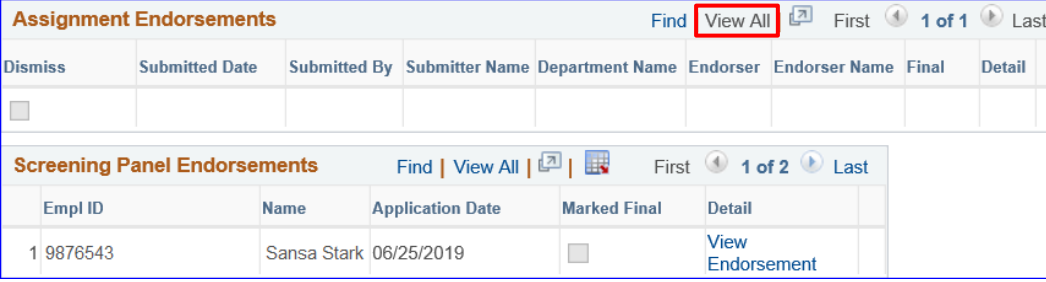
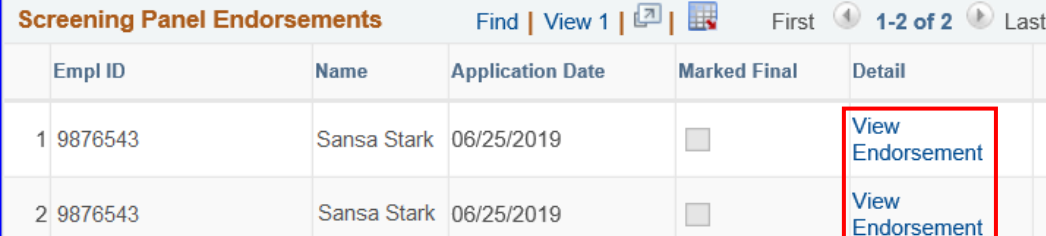
Procedures See below.

Step	Action
1	<p>Click on Member Self Service from the My Homepage drop-down.</p> 
2	<p>Select the My Assignments Endorsements option.</p> 

Continued on next page

Endorsing Panel Submissions, Continued

Procedures,
continued

Step	Action																												
3	<p>Click the Endorsements Requested From Me radio button. Leave the Submission Status at the default of Pending and click Populate Grid.</p>  <p>My Assignments Endorsements</p> <p>Jon Snow</p> <ol style="list-style-type: none"> 'Endorsements I Submitted' allows member to bring up only their Endorsements. 'Endorsements I am Endorser On' allows endorser to bring up only those Endorsements submitted to them. Refresh button clears the grid and defaults it back to 'Endorsements I Submitted'. Populate Grid button populates the grid based on what was selected for the radio button and what was entered in the Submission From/Submission To Dates and Submitted By. <p> <input type="radio"/> Endorsements I Submitted <input checked="" type="radio"/> Endorsements Requested From Me </p> <p>Submission Status: Pending</p> <p>Submission From Date: []</p> <p>Submission To Date: []</p> <p>Submitted By: []</p> <p>Populate Grid Refresh</p>																												
4	<p>The results will display. ALWAYS click View All.</p>  <p>Assignment Endorsements Find View All First 1 of 1 Last</p> <table border="1"> <thead> <tr> <th>Dismiss</th> <th>Submitted Date</th> <th>Submitted By</th> <th>Submitter Name</th> <th>Department Name</th> <th>Endorser</th> <th>Endorser Name</th> <th>Final</th> <th>Detail</th> </tr> </thead> <tbody> <tr> <td><input type="checkbox"/></td> <td></td> <td></td> <td></td> <td></td> <td></td> <td></td> <td></td> <td></td> </tr> </tbody> </table> <p>Screening Panel Endorsements Find View All First 1 of 2 Last</p> <table border="1"> <thead> <tr> <th>Empl ID</th> <th>Name</th> <th>Application Date</th> <th>Marked Final</th> <th>Detail</th> </tr> </thead> <tbody> <tr> <td>1 9876543</td> <td>Sansa Stark</td> <td>06/25/2019</td> <td><input type="checkbox"/></td> <td>View Endorsement</td> </tr> </tbody> </table>	Dismiss	Submitted Date	Submitted By	Submitter Name	Department Name	Endorser	Endorser Name	Final	Detail	<input type="checkbox"/>									Empl ID	Name	Application Date	Marked Final	Detail	1 9876543	Sansa Stark	06/25/2019	<input type="checkbox"/>	View Endorsement
Dismiss	Submitted Date	Submitted By	Submitter Name	Department Name	Endorser	Endorser Name	Final	Detail																					
<input type="checkbox"/>																													
Empl ID	Name	Application Date	Marked Final	Detail																									
1 9876543	Sansa Stark	06/25/2019	<input type="checkbox"/>	View Endorsement																									
5	<p>Click the appropriate View Endorsement link.</p>  <p>Screening Panel Endorsements Find View 1 First 1-2 of 2 Last</p> <table border="1"> <thead> <tr> <th>Empl ID</th> <th>Name</th> <th>Application Date</th> <th>Marked Final</th> <th>Detail</th> </tr> </thead> <tbody> <tr> <td>1 9876543</td> <td>Sansa Stark</td> <td>06/25/2019</td> <td><input type="checkbox"/></td> <td>View Endorsement</td> </tr> <tr> <td>2 9876543</td> <td>Sansa Stark</td> <td>06/25/2019</td> <td><input type="checkbox"/></td> <td>View Endorsement</td> </tr> </tbody> </table>	Empl ID	Name	Application Date	Marked Final	Detail	1 9876543	Sansa Stark	06/25/2019	<input type="checkbox"/>	View Endorsement	2 9876543	Sansa Stark	06/25/2019	<input type="checkbox"/>	View Endorsement													
Empl ID	Name	Application Date	Marked Final	Detail																									
1 9876543	Sansa Stark	06/25/2019	<input type="checkbox"/>	View Endorsement																									
2 9876543	Sansa Stark	06/25/2019	<input type="checkbox"/>	View Endorsement																									

Continued on next page

Endorsing Panel Submissions, Continued

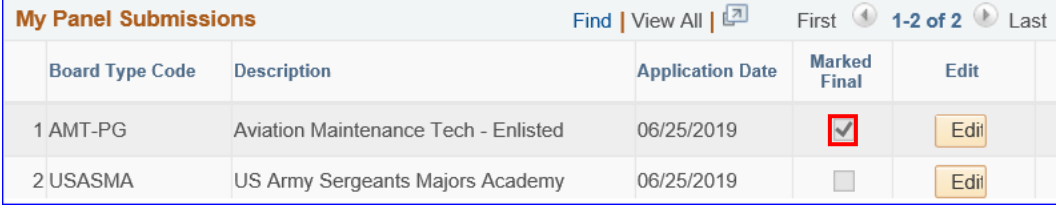
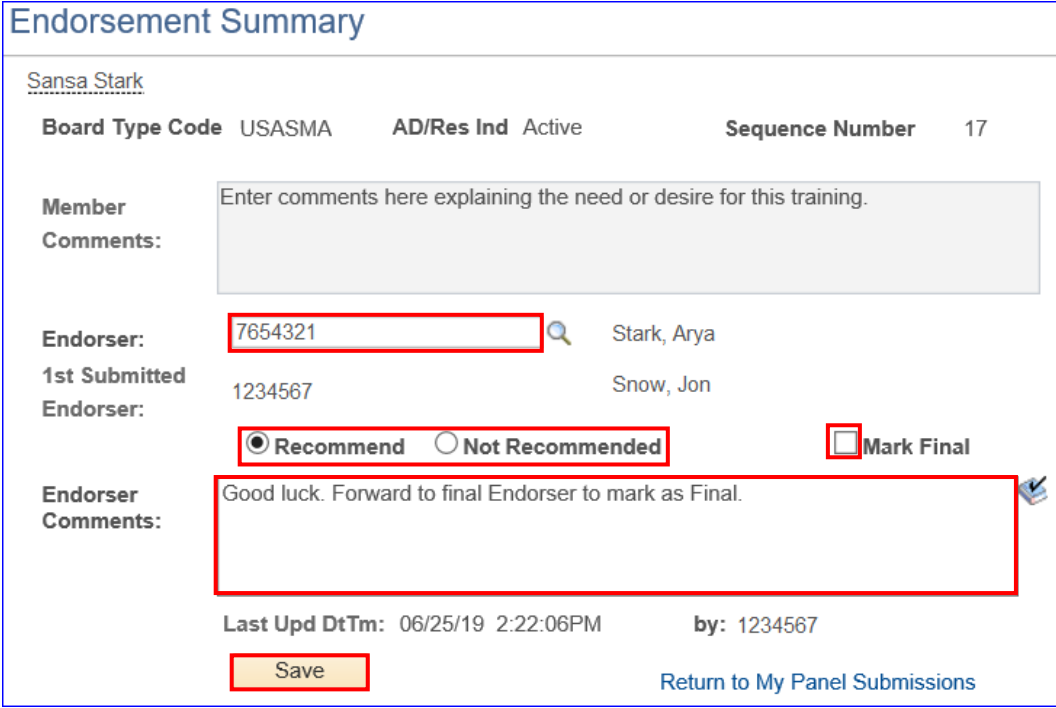
Procedures,
continued

Step	Action															
6	<p>The member's Endorsement Summary will display. Click the Edit button to endorse the application.</p> <p>NOTE: Only those endorsements assigned to the Endorser will be available for edit.</p> <div data-bbox="316 613 1375 918" style="border: 1px solid blue; padding: 5px;"> <p>Endorsement Summary</p> <p>Sansa Stark</p> <p>My Panel Submissions Find View All [?] First 1-2 of 2 Last</p> <table border="1" style="width: 100%; border-collapse: collapse;"> <thead> <tr> <th style="width: 15%;">Board Type Code</th> <th style="width: 40%;">Description</th> <th style="width: 15%;">Application Date</th> <th style="width: 10%;">Marked Final</th> <th style="width: 20%;">Edit</th> </tr> </thead> <tbody> <tr> <td>1 AMT-PG</td> <td>Aviation Maintenance Tech - Enlisted</td> <td>06/25/2019</td> <td style="text-align: center;"><input type="checkbox"/></td> <td style="text-align: center;">Edit</td> </tr> <tr> <td>2 USASMA</td> <td>US Army Sergeants Majors Academy</td> <td>06/25/2019</td> <td style="text-align: center;"><input type="checkbox"/></td> <td style="text-align: center;">Edit</td> </tr> </tbody> </table> </div>	Board Type Code	Description	Application Date	Marked Final	Edit	1 AMT-PG	Aviation Maintenance Tech - Enlisted	06/25/2019	<input type="checkbox"/>	Edit	2 USASMA	US Army Sergeants Majors Academy	06/25/2019	<input type="checkbox"/>	Edit
Board Type Code	Description	Application Date	Marked Final	Edit												
1 AMT-PG	Aviation Maintenance Tech - Enlisted	06/25/2019	<input type="checkbox"/>	Edit												
2 USASMA	US Army Sergeants Majors Academy	06/25/2019	<input type="checkbox"/>	Edit												
7	<p>The Endorsement Summary will display. Endorser Comments are required. Select Recommend/Not Recommended. If you are the final Endorser, check the Mark Final box and click Save. If the request requires additional endorsements, see Step 9.</p> <div data-bbox="316 1099 1375 1818" style="border: 1px solid blue; padding: 5px;"> <p>Endorsement Summary</p> <p>Sansa Stark</p> <p>Board Type Code AMT-PG AD/Res Ind Active Sequence Number 14</p> <p>Member Comments: <input style="width: 100%;" type="text" value="Enter comments here explaining the need or desire for this the training."/></p> <p>Endorser: <input style="width: 150px;" type="text" value="9876543"/> <input type="button" value="🔍"/> Snow, Jon</p> <p>1st Submitted Endorser: 9876543 Snow, Jon</p> <p style="text-align: center;"> <input checked="" type="radio"/> Recommend <input type="radio"/> Not Recommended <input checked="" type="checkbox"/> Mark Final </p> <p>Endorser Comments: <div style="border: 1px solid red; padding: 5px; min-height: 40px;">Good Luck</div></p> <p style="text-align: center;"> Last Upd DtTm: 06/25/19 12:40:33PM by: 1234567 </p> <p style="text-align: center;"> Save Return to My Panel Submissions </p> </div> <p>NOTE: If endorsing more than one application, you can click the Return to My Panel Submissions link after each Save.</p>															

Continued on next page

Endorsing Panel Submissions, Continued

Procedures,
continued

Step	Action															
8	<p>Upon saving, the application will be Marked Final.</p>  <p>My Panel Submissions Find View All First 1-2 of 2 Last</p> <table border="1"> <thead> <tr> <th>Board Type Code</th> <th>Description</th> <th>Application Date</th> <th>Marked Final</th> <th>Edit</th> </tr> </thead> <tbody> <tr> <td>1 AMT-PG</td> <td>Aviation Maintenance Tech - Enlisted</td> <td>06/25/2019</td> <td><input checked="" type="checkbox"/></td> <td>Edit</td> </tr> <tr> <td>2 USASMA</td> <td>US Army Sergeants Majors Academy</td> <td>06/25/2019</td> <td><input type="checkbox"/></td> <td>Edit</td> </tr> </tbody> </table>	Board Type Code	Description	Application Date	Marked Final	Edit	1 AMT-PG	Aviation Maintenance Tech - Enlisted	06/25/2019	<input checked="" type="checkbox"/>	Edit	2 USASMA	US Army Sergeants Majors Academy	06/25/2019	<input type="checkbox"/>	Edit
Board Type Code	Description	Application Date	Marked Final	Edit												
1 AMT-PG	Aviation Maintenance Tech - Enlisted	06/25/2019	<input checked="" type="checkbox"/>	Edit												
2 USASMA	US Army Sergeants Majors Academy	06/25/2019	<input type="checkbox"/>	Edit												
9	<p>If the application requires more than one endorser, enter the Endorser Empl ID and DO NOT check the Mark Final box. Endorser Comments are required. Select Recommend/Not Recommended. Click Save.</p>  <p>Endorsement Summary</p> <p>Sansa Stark</p> <p>Board Type Code USASMA AD/Res Ind Active Sequence Number 17</p> <p>Member Comments: Enter comments here explaining the need or desire for this training.</p> <p>Endorser: <input type="text" value="7654321"/> Stark, Arya</p> <p>1st Submitted Endorser: 1234567 Snow, Jon</p> <p><input checked="" type="radio"/> Recommend <input type="radio"/> Not Recommended <input type="checkbox"/> Mark Final</p> <p>Endorser Comments: Good luck. Forward to final Endorser to mark as Final.</p> <p>Last Upd DtTm: 06/25/19 2:22:06PM by: 1234567</p> <p>Save Return to My Panel Submissions</p>															
10	The application will be forwarded to the second endorser to be marked final.															

Endorsing PCS eResumes

Introduction This section provides the procedures for Endorsing a PCS eResume in Direct Access (DA).


Information The **Dismiss** check box does not function. This is a known issue.

Assignment Endorsements								
Dismiss	Submitted Date	Submitted By	Submitter Name	Department Name	Endorser	Endorser Name	Final	Detail
<input type="checkbox"/>	06/25/2019	9876543	Sansa Stark	Base Winterfell (PS)	1234567	Jon Snow	No	Enter End

Screening Panel Endorsements				
Empl ID	Name	Application Date	Marked Final	Detail
1			<input type="checkbox"/>	

Due to the maintenance of important historical data, DA does not allow for deletions or dismissals of incorrect eResumes. Members should be submitting data that is correct, to prevent having unwanted information pending in their My Endorsements section as well as unneeded information pending in your Requests section.

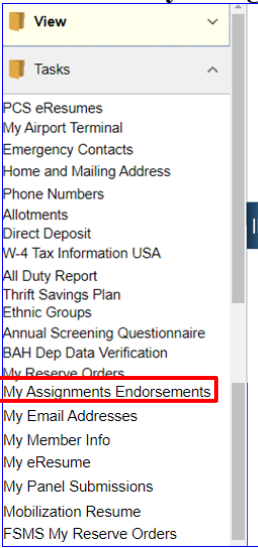
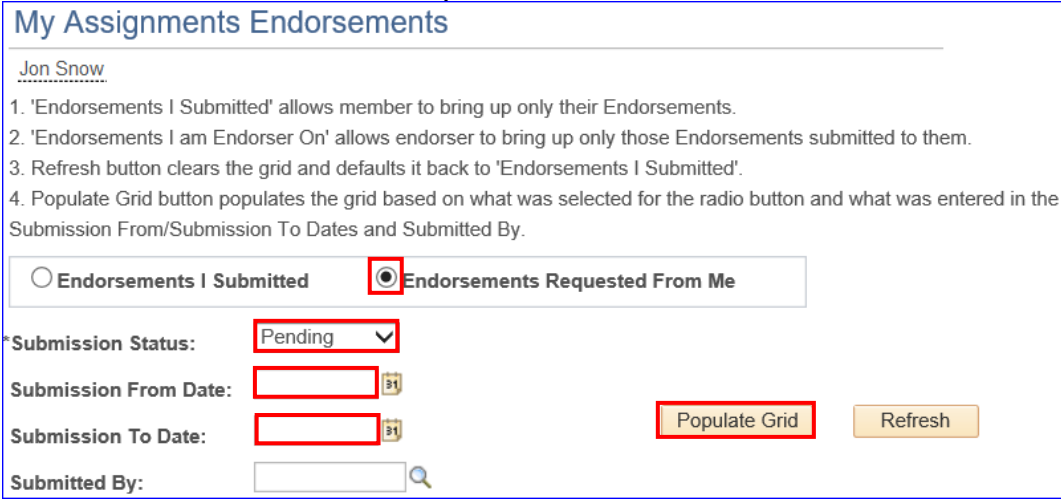
Procedures See below.


Step	Action
1	<p>Click on Member Self Service from the My Homepage drop-down.</p> 


Continued on next page

Endorsing PCS eResumes, Continued

Procedures,
continued

Step	Action
<p>2</p>	<p>Select the My Assignments Endorsements option.</p> 
<p>3</p>	<p>Click the Endorsements Requested From Me radio button. Leave the Submission Status at the default of Pending and click Populate Grid.</p> <p>Note: To narrow the search results, enter a Submission From Date and/or a Submission To Date and click Populate Grid.</p> 
<p>4</p>	<p>Select the Enter Endorsement link for the eResume you wish to endorse.</p>

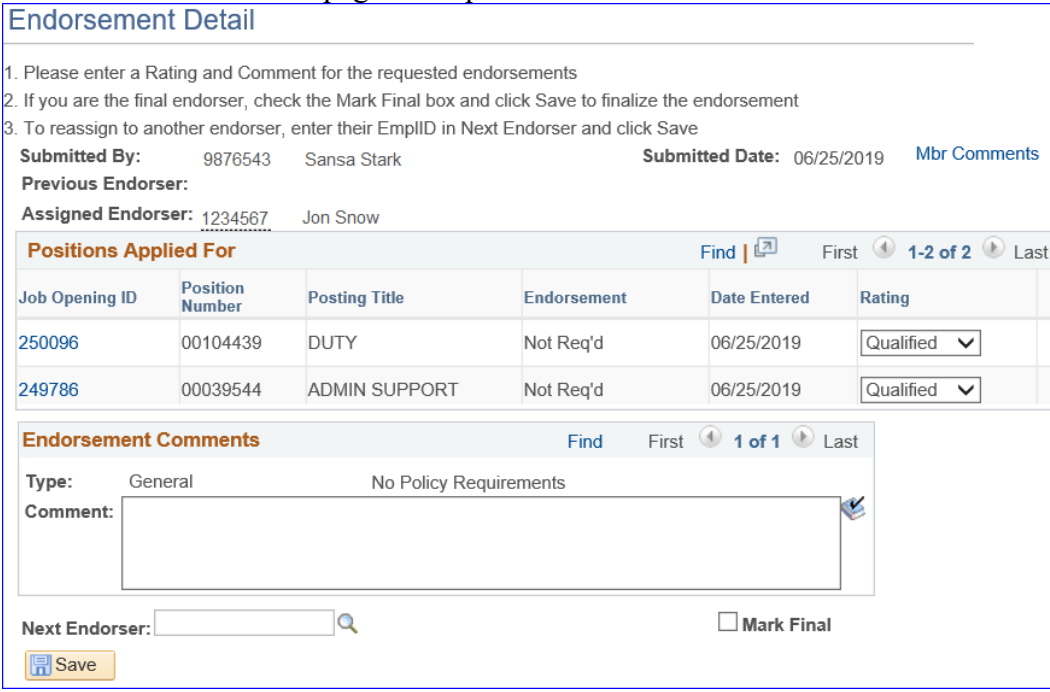
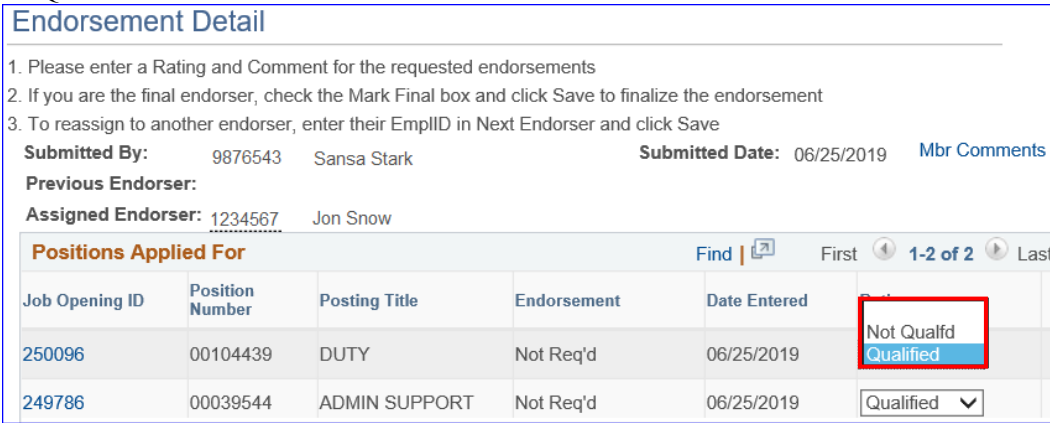
Assignment Endorsements									Find View All 	First	1 of 1	Last
Dismiss	Submitted Date	Submitted By	Submitter Name	Department Name	Endorser	Endorser Name	Final	Detail				
<input type="checkbox"/>	06/25/2019	9876543	Sansa Stark	Base Winterfell (PS)	1234567	Jon Snow	No	Enter Endorsement				

Screening Panel Endorsements					Find View All 	First	1 of 1	Last
Empl ID	Name	Application Date	Marked Final	Detail				
1			<input type="checkbox"/>					

Continued on next page

Endorsing PCS eResumes, Continued

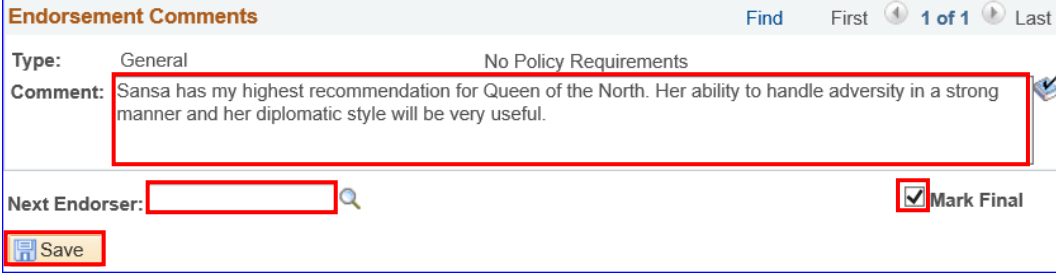
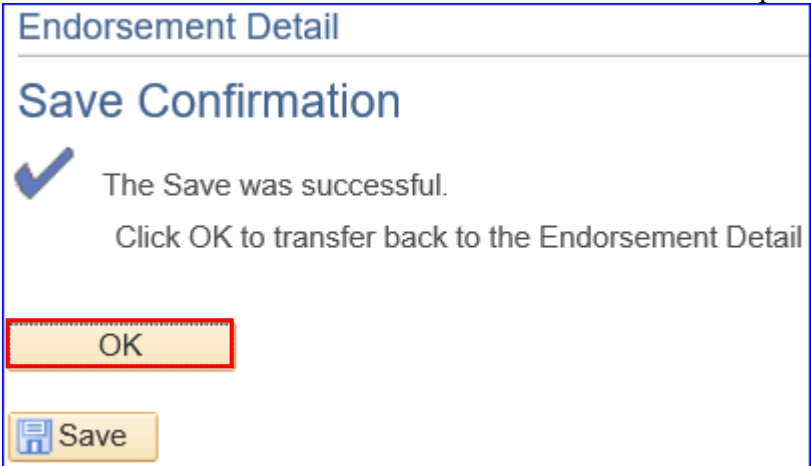
Procedures,
continued

Step	Action																		
5	<p>The Endorsement Detail page will open in a new window.</p>  <p>Endorsement Detail</p> <p>1. Please enter a Rating and Comment for the requested endorsements 2. If you are the final endorser, check the Mark Final box and click Save to finalize the endorsement 3. To reassign to another endorser, enter their EmplID in Next Endorser and click Save</p> <p>Submitted By: 9876543 Sansa Stark Submitted Date: 06/25/2019 Mbr Comments Previous Endorser: Assigned Endorser: 1234567 Jon Snow</p> <p>Positions Applied For Find [?] First 1-2 of 2 Last</p> <table border="1"> <thead> <tr> <th>Job Opening ID</th> <th>Position Number</th> <th>Posting Title</th> <th>Endorsement</th> <th>Date Entered</th> <th>Rating</th> </tr> </thead> <tbody> <tr> <td>250096</td> <td>00104439</td> <td>DUTY</td> <td>Not Req'd</td> <td>06/25/2019</td> <td>Qualified</td> </tr> <tr> <td>249786</td> <td>00039544</td> <td>ADMIN SUPPORT</td> <td>Not Req'd</td> <td>06/25/2019</td> <td>Qualified</td> </tr> </tbody> </table> <p>Endorsement Comments Find First 1 of 1 Last</p> <p>Type: General No Policy Requirements Comment: <input type="text"/></p> <p>Next Endorser: <input type="text"/> <input type="checkbox"/> Mark Final <input type="button" value="Save"/></p>	Job Opening ID	Position Number	Posting Title	Endorsement	Date Entered	Rating	250096	00104439	DUTY	Not Req'd	06/25/2019	Qualified	249786	00039544	ADMIN SUPPORT	Not Req'd	06/25/2019	Qualified
Job Opening ID	Position Number	Posting Title	Endorsement	Date Entered	Rating														
250096	00104439	DUTY	Not Req'd	06/25/2019	Qualified														
249786	00039544	ADMIN SUPPORT	Not Req'd	06/25/2019	Qualified														
6	<p>At this point you can change the Rating to Not Qualified or leave it to the default of Qualified.</p>  <p>Endorsement Detail</p> <p>1. Please enter a Rating and Comment for the requested endorsements 2. If you are the final endorser, check the Mark Final box and click Save to finalize the endorsement 3. To reassign to another endorser, enter their EmplID in Next Endorser and click Save</p> <p>Submitted By: 9876543 Sansa Stark Submitted Date: 06/25/2019 Mbr Comments Previous Endorser: Assigned Endorser: 1234567 Jon Snow</p> <p>Positions Applied For Find [?] First 1-2 of 2 Last</p> <table border="1"> <thead> <tr> <th>Job Opening ID</th> <th>Position Number</th> <th>Posting Title</th> <th>Endorsement</th> <th>Date Entered</th> <th>Rating</th> </tr> </thead> <tbody> <tr> <td>250096</td> <td>00104439</td> <td>DUTY</td> <td>Not Req'd</td> <td>06/25/2019</td> <td>Not Qualfd Qualified</td> </tr> <tr> <td>249786</td> <td>00039544</td> <td>ADMIN SUPPORT</td> <td>Not Req'd</td> <td>06/25/2019</td> <td>Qualified</td> </tr> </tbody> </table>	Job Opening ID	Position Number	Posting Title	Endorsement	Date Entered	Rating	250096	00104439	DUTY	Not Req'd	06/25/2019	Not Qualfd Qualified	249786	00039544	ADMIN SUPPORT	Not Req'd	06/25/2019	Qualified
Job Opening ID	Position Number	Posting Title	Endorsement	Date Entered	Rating														
250096	00104439	DUTY	Not Req'd	06/25/2019	Not Qualfd Qualified														
249786	00039544	ADMIN SUPPORT	Not Req'd	06/25/2019	Qualified														

Continued on next page

Endorsing PCS eResumes, Continued


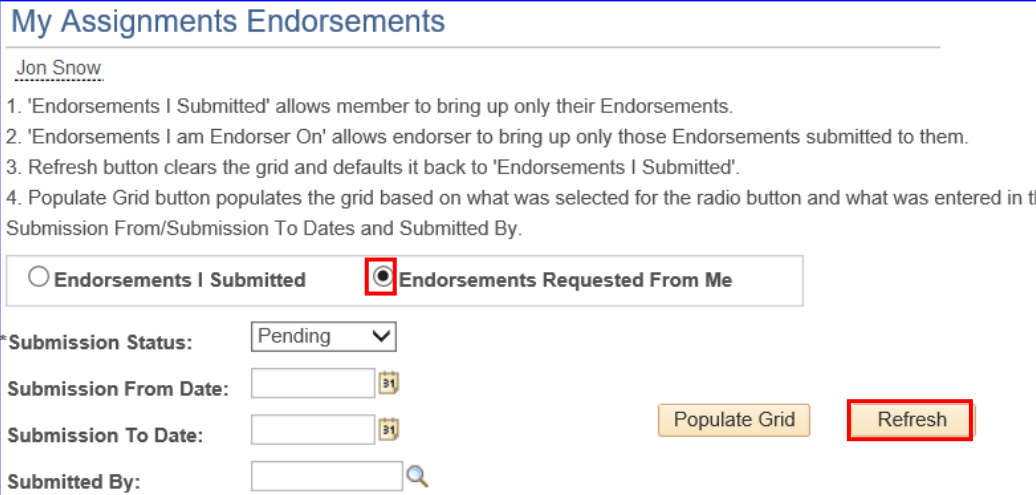
Procedures,
continued

Step	Action
7	<p>Enter your endorsement in the Comment box. After entering comments, either enter the Next Endorser's Empl ID to forward it on or select the Mark Final check box if you are the final endorser. Click Save.</p>  <p>The screenshot shows a form titled "Endorsement Comments". It includes a "Type" dropdown set to "General" and "No Policy Requirements". The "Comment" text area is highlighted with a red box and contains the text: "Sansa has my highest recommendation for Queen of the North. Her ability to handle adversity in a strong manner and her diplomatic style will be very useful." Below the comment is a "Next Endorser" field with a search icon and a "Mark Final" checkbox which is checked. A "Save" button is located at the bottom left of the form.</p>
8	<p>The Endorsement Detail Save Confirmation window will open. Click OK.</p>  <p>The screenshot shows a "Save Confirmation" dialog box. It features a blue checkmark icon and the text: "The Save was successful. Click OK to transfer back to the Endorsement Detail". An "OK" button is highlighted with a red box. A "Save" button is located at the bottom left of the dialog.</p>

Continued on next page

Endorsing PCS eResumes, Continued

Procedures,
continued

Step	Action																		
<p>9</p>	<p>DA will return to the Endorsement Detail window, you can close that window.</p>  <p>Endorsement Detail</p> <p>Submitted By: 9876543 Sansa Stark Submitted Date: 06/25/2019 Mbr Comments Final Endorser: 1234567 Jon Snow Marked Final: 06/25/2019 <input checked="" type="checkbox"/> Final</p> <p>Positions Applied For Find First 1-2 of 2 Last</p> <table border="1"> <thead> <tr> <th>Job Opening ID</th> <th>Position Number</th> <th>Posting Title</th> <th>Endorsement</th> <th>Date Entered</th> <th>Rating</th> </tr> </thead> <tbody> <tr> <td>250096</td> <td>00104439</td> <td>DUTY</td> <td>Not Req'd</td> <td>06/25/2019</td> <td>Qualified</td> </tr> <tr> <td>249786</td> <td>00039544</td> <td>ADMIN SUPPORT</td> <td>Not Req'd</td> <td>06/25/2019</td> <td>Qualified</td> </tr> </tbody> </table> <p>Endorsement Comments Find First 1 of 1 Last</p> <p>Type: General No Policy Requirements Comment: Sansa has my highest recommendation for Queen of the North. Her ability to handle adversity in a strong manner and her diplomatic style will be very useful.</p> <p> Save</p>	Job Opening ID	Position Number	Posting Title	Endorsement	Date Entered	Rating	250096	00104439	DUTY	Not Req'd	06/25/2019	Qualified	249786	00039544	ADMIN SUPPORT	Not Req'd	06/25/2019	Qualified
Job Opening ID	Position Number	Posting Title	Endorsement	Date Entered	Rating														
250096	00104439	DUTY	Not Req'd	06/25/2019	Qualified														
249786	00039544	ADMIN SUPPORT	Not Req'd	06/25/2019	Qualified														
<p>10</p>	<p>The My Assignments Endorsements window will appear. Ensure the Endorsements Requested from Me radio button is marked. Click refresh and the eResume that was just endorsed will disappear from the list.</p>  <p>My Assignments Endorsements</p> <p>Jon Snow</p> <ol style="list-style-type: none"> 'Endorsements I Submitted' allows member to bring up only their Endorsements. 'Endorsements I am Endorser On' allows endorser to bring up only those Endorsements submitted to them. Refresh button clears the grid and defaults it back to 'Endorsements I Submitted'. Populate Grid button populates the grid based on what was selected for the radio button and what was entered in the Submission From/Submission To Dates and Submitted By. <p><input type="radio"/> Endorsements I Submitted <input checked="" type="radio"/> Endorsements Requested From Me</p> <p>Submission Status: Pending </p> <p>Submission From Date: <input type="text"/> </p> <p>Submission To Date: <input type="text"/> </p> <p>Submitted By: <input type="text"/> </p> <p> </p>																		

Continued on next page

Endorsing PCS eResumes, Continued

Procedures,
continued

Step	Action																												
11	<p>If necessary, repeat steps 4-8 for each remaining member on the list. To view all of your endorsements, select the Endorsements Requested From Me radio button, change Submission Status to All, and click Populate Grid.</p> <p>My Assignments Endorsements</p> <p><u>Jon Snow</u></p> <ol style="list-style-type: none"> 'Endorsements I Submitted' allows member to bring up only their Endorsements. 'Endorsements I am Endorser On' allows endorser to bring up only those Endorsements submitted to them. Refresh button clears the grid and defaults it back to 'Endorsements I Submitted'. Populate Grid button populates the grid based on what was selected for the radio button and what was entered in the Submission From/Submission To Dates and Submitted By. <p> <input type="radio"/> Endorsements I Submitted <input checked="" type="radio"/> Endorsements Requested From Me </p> <p> Submission Status: ALL ▼ </p> <p> Submission From Date: <input type="text"/> </p> <p> Submission To Date: <input type="text"/> </p> <p> Submitted By: <input type="text"/> </p> <p style="text-align: right;"> Populate Grid Refresh </p>																												
12	<p>Click View Endorsement to view/review.</p> <p>Assignment Endorsements Find View All First 1 of 1 Last</p> <table border="1" style="width: 100%; border-collapse: collapse;"> <thead> <tr> <th>Dismiss</th> <th>Submitted Date</th> <th>Submitted By</th> <th>Submitter Name</th> <th>Department Name</th> <th>Endorser</th> <th>Endorser Name</th> <th>Final</th> <th>Detail</th> </tr> </thead> <tbody> <tr> <td style="text-align: center;"><input type="checkbox"/></td> <td>06/26/2019</td> <td>2345678</td> <td>Brandon Stark</td> <td>Winterfell Castle</td> <td>1234567</td> <td>Jon Snow</td> <td style="text-align: center;">No</td> <td style="text-align: center;">View Endorsement</td> </tr> </tbody> </table> <p>Screening Panel Endorsements Find View All First 1 of 1 Last</p> <table border="1" style="width: 100%; border-collapse: collapse;"> <thead> <tr> <th>Empl ID</th> <th>Name</th> <th>Application Date</th> <th>Marked Final</th> <th>Detail</th> </tr> </thead> <tbody> <tr> <td style="text-align: center;">1</td> <td></td> <td></td> <td style="text-align: center;"><input type="checkbox"/></td> <td></td> </tr> </tbody> </table>	Dismiss	Submitted Date	Submitted By	Submitter Name	Department Name	Endorser	Endorser Name	Final	Detail	<input type="checkbox"/>	06/26/2019	2345678	Brandon Stark	Winterfell Castle	1234567	Jon Snow	No	View Endorsement	Empl ID	Name	Application Date	Marked Final	Detail	1			<input type="checkbox"/>	
Dismiss	Submitted Date	Submitted By	Submitter Name	Department Name	Endorser	Endorser Name	Final	Detail																					
<input type="checkbox"/>	06/26/2019	2345678	Brandon Stark	Winterfell Castle	1234567	Jon Snow	No	View Endorsement																					
Empl ID	Name	Application Date	Marked Final	Detail																									
1			<input type="checkbox"/>																										