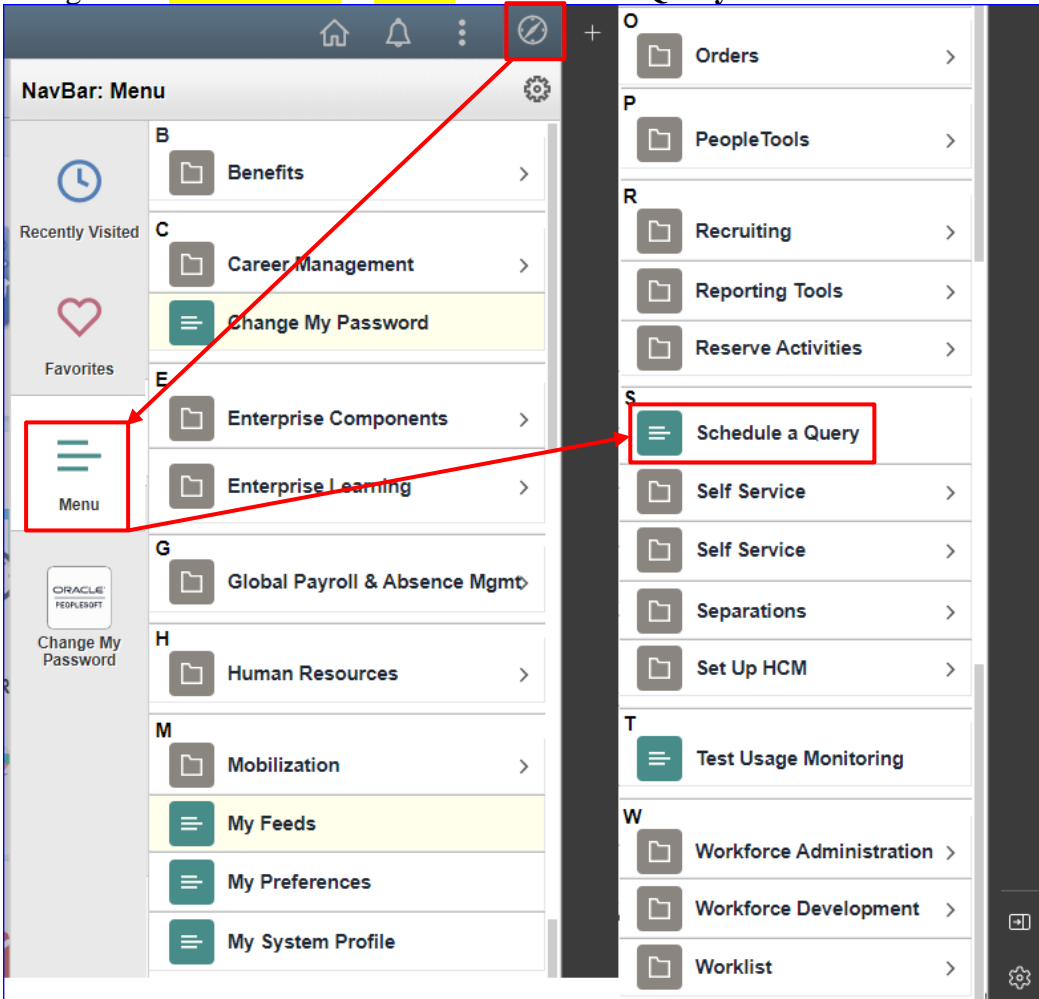


Net Pay Amount Report (NPAM)

Introduction This guide provides the procedures for P&As, Independent Duty YN, and SPOs to run the Net Pay Amount Report in Direct Access (DA).

Net Pay Amount Report This report provides mid- and end-month payroll information. This report is generally directed to Cutters and overseas units with limited connectivity to see a quick snapshot of their members' pay.

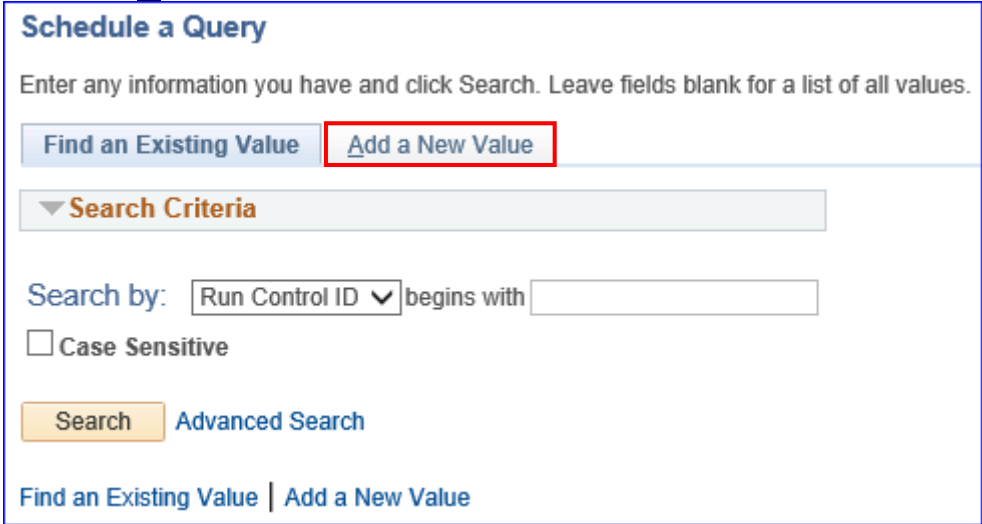
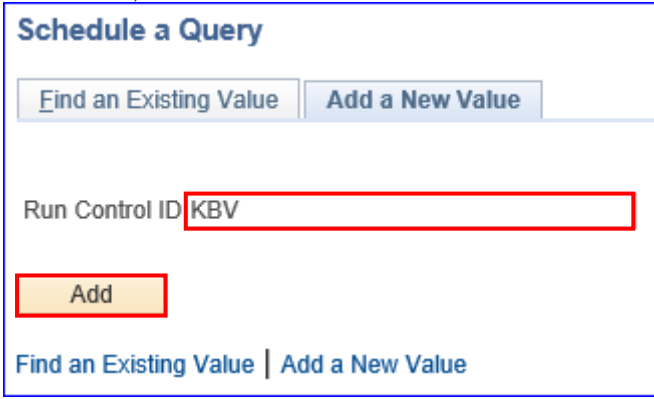
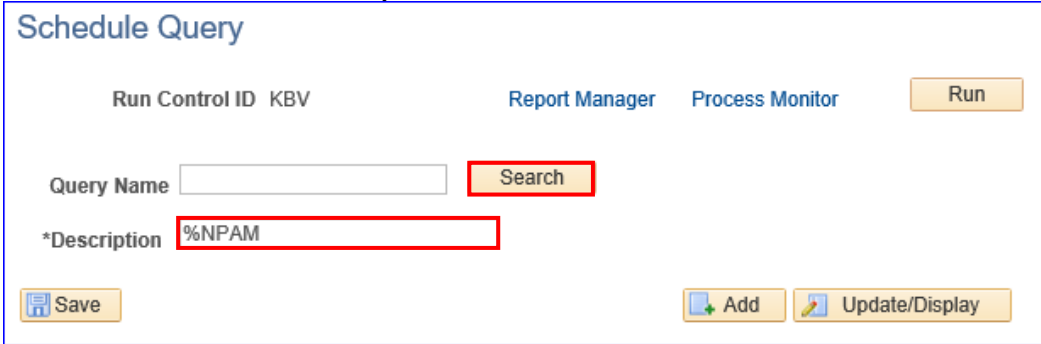
Procedures See below.

Step	Action
1	<p>Navigate to: NavBar icon > Menu > Schedule a Query.</p> 

Continued on next page

Net Pay Amount Report (NPAM), Continued

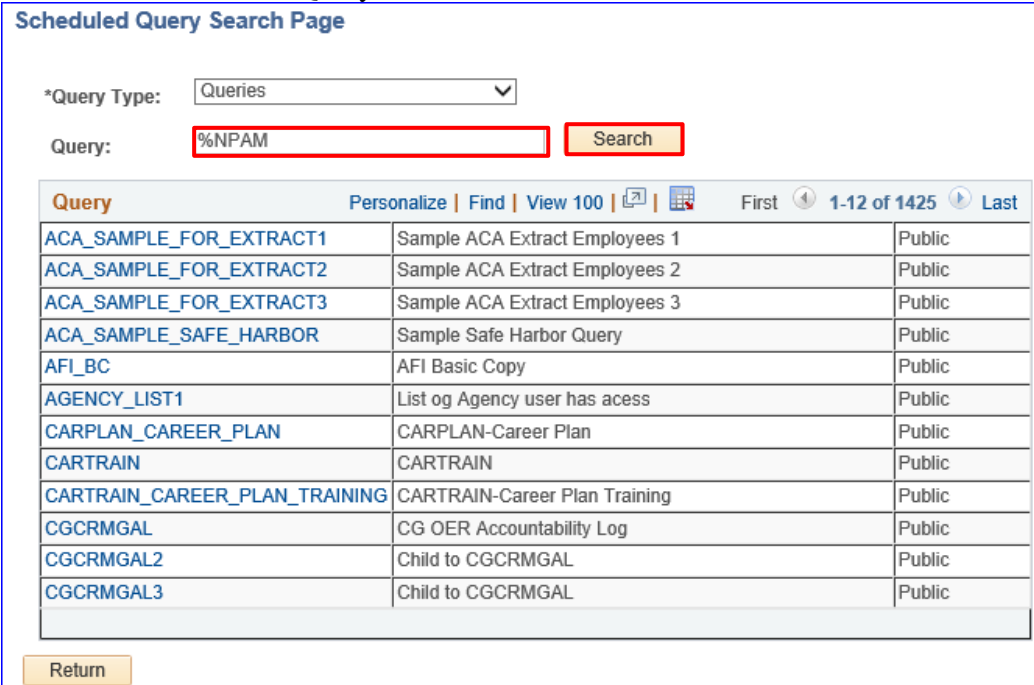
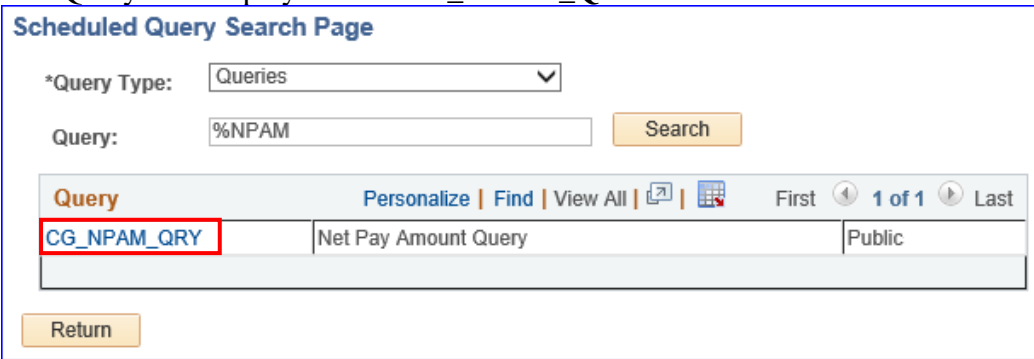
Procedures,
continued

Step	Action
2	<p>Select the Add a New Value tab.</p> 
3	<p>Enter a Run Control ID (this may be anything, but it should be something you remember). Click Add.</p> 
4	<p>Enter %NPAM in the Description field and click Search.</p> 

Continued on next page

Net Pay Amount Report (NPAM), Continued

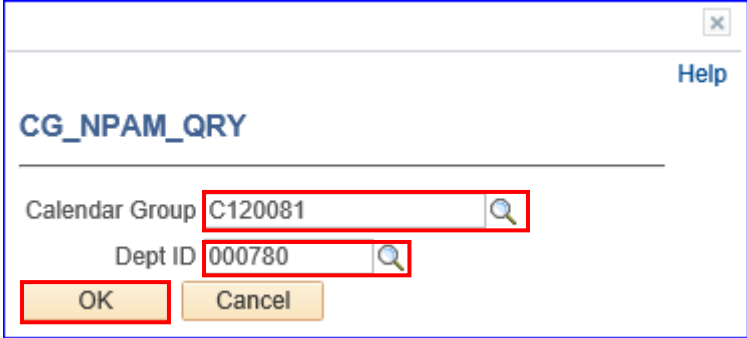
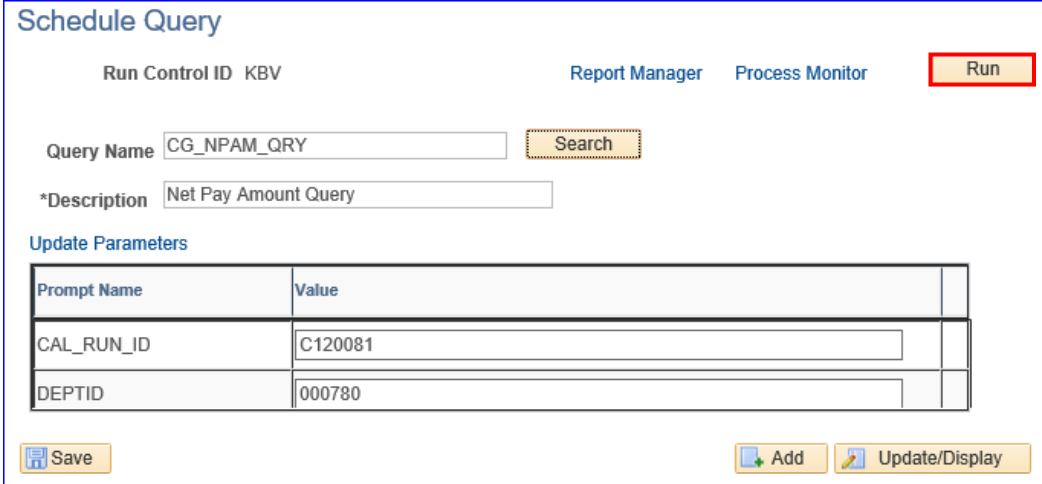
Procedures,
continued

Step	Action																																							
5	<p>Enter %NPAM in the Query field and click Search.</p>  <p>Scheduled Query Search Page</p> <p>*Query Type: <input type="text" value="Queries"/></p> <p>Query: <input type="text" value="%NPAM"/> <input type="button" value="Search"/></p> <table border="1"> <thead> <tr> <th>Query</th> <th></th> <th></th> </tr> </thead> <tbody> <tr> <td>ACA_SAMPLE_FOR_EXTRACT1</td> <td>Sample ACA Extract Employees 1</td> <td>Public</td> </tr> <tr> <td>ACA_SAMPLE_FOR_EXTRACT2</td> <td>Sample ACA Extract Employees 2</td> <td>Public</td> </tr> <tr> <td>ACA_SAMPLE_FOR_EXTRACT3</td> <td>Sample ACA Extract Employees 3</td> <td>Public</td> </tr> <tr> <td>ACA_SAMPLE_SAFE_HARBOR</td> <td>Sample Safe Harbor Query</td> <td>Public</td> </tr> <tr> <td>AFL_BC</td> <td>AFI Basic Copy</td> <td>Public</td> </tr> <tr> <td>AGENCY_LIST1</td> <td>List og Agency user has access</td> <td>Public</td> </tr> <tr> <td>CARPLAN_CAREER_PLAN</td> <td>CARPLAN-Career Plan</td> <td>Public</td> </tr> <tr> <td>CARTRAIN</td> <td>CARTRAIN</td> <td>Public</td> </tr> <tr> <td>CARTRAIN_CAREER_PLAN_TRAINING</td> <td>CARTRAIN-Career Plan Training</td> <td>Public</td> </tr> <tr> <td>CGCRMAL</td> <td>CG OER Accountability Log</td> <td>Public</td> </tr> <tr> <td>CGCRMAL2</td> <td>Child to CGCRMAL</td> <td>Public</td> </tr> <tr> <td>CGCRMAL3</td> <td>Child to CGCRMAL</td> <td>Public</td> </tr> </tbody> </table> <p><input type="button" value="Return"/></p>	Query			ACA_SAMPLE_FOR_EXTRACT1	Sample ACA Extract Employees 1	Public	ACA_SAMPLE_FOR_EXTRACT2	Sample ACA Extract Employees 2	Public	ACA_SAMPLE_FOR_EXTRACT3	Sample ACA Extract Employees 3	Public	ACA_SAMPLE_SAFE_HARBOR	Sample Safe Harbor Query	Public	AFL_BC	AFI Basic Copy	Public	AGENCY_LIST1	List og Agency user has access	Public	CARPLAN_CAREER_PLAN	CARPLAN-Career Plan	Public	CARTRAIN	CARTRAIN	Public	CARTRAIN_CAREER_PLAN_TRAINING	CARTRAIN-Career Plan Training	Public	CGCRMAL	CG OER Accountability Log	Public	CGCRMAL2	Child to CGCRMAL	Public	CGCRMAL3	Child to CGCRMAL	Public
Query																																								
ACA_SAMPLE_FOR_EXTRACT1	Sample ACA Extract Employees 1	Public																																						
ACA_SAMPLE_FOR_EXTRACT2	Sample ACA Extract Employees 2	Public																																						
ACA_SAMPLE_FOR_EXTRACT3	Sample ACA Extract Employees 3	Public																																						
ACA_SAMPLE_SAFE_HARBOR	Sample Safe Harbor Query	Public																																						
AFL_BC	AFI Basic Copy	Public																																						
AGENCY_LIST1	List og Agency user has access	Public																																						
CARPLAN_CAREER_PLAN	CARPLAN-Career Plan	Public																																						
CARTRAIN	CARTRAIN	Public																																						
CARTRAIN_CAREER_PLAN_TRAINING	CARTRAIN-Career Plan Training	Public																																						
CGCRMAL	CG OER Accountability Log	Public																																						
CGCRMAL2	Child to CGCRMAL	Public																																						
CGCRMAL3	Child to CGCRMAL	Public																																						
6	<p>The Query will display. Click CG_NPAM_QRY.</p>  <p>Scheduled Query Search Page</p> <p>*Query Type: <input type="text" value="Queries"/></p> <p>Query: <input type="text" value="%NPAM"/> <input type="button" value="Search"/></p> <table border="1"> <thead> <tr> <th>Query</th> <th></th> <th></th> </tr> </thead> <tbody> <tr> <td>CG_NPAM_QRY</td> <td>Net Pay Amount Query</td> <td>Public</td> </tr> </tbody> </table> <p><input type="button" value="Return"/></p>	Query			CG_NPAM_QRY	Net Pay Amount Query	Public																																	
Query																																								
CG_NPAM_QRY	Net Pay Amount Query	Public																																						

Continued on next page

Net Pay Amount Report (NPAM), Continued

Procedures,
continued

Step	Action
7	<p>Enter the Calendar Group or use the search icon to search for the correct Calendar Group ID. Enter the Dept ID or use the search icon to search for the appropriate Dept ID. Click OK.</p> 
8	<p>The Schedule Query will display with the information entered in Step 6. Click Run.</p> 

Continued on next page

Net Pay Amount Report (NPAM), Continued

Procedures,
continued

Step	Action														
<p>9</p>	<p>The Process Scheduler Request page will display with a Process List. Using the Server Name drop-down, select PSUNX. Ensure the PSQUERY is checked and click OK.</p> <div data-bbox="325 546 1369 904" style="border: 1px solid black; padding: 5px;"> <p>Process Scheduler Request</p> <p>User ID 1234567 Run Control ID KBV</p> <hr/> <p>Server Name PSUNX Run Date 08/27/2020</p> <p>Recurrence Run Time 11:31:18AM Reset to Current Date/Time</p> <p>Time Zone</p> <p>Process List</p> <table border="1"> <thead> <tr> <th>Select</th> <th>Description</th> <th>Process Name</th> <th>Process Type</th> <th>*Type</th> <th>*Format</th> <th>Distribution</th> </tr> </thead> <tbody> <tr> <td><input checked="" type="checkbox"/></td> <td>PSQUERY</td> <td>PSQUERY</td> <td>Application Engine</td> <td>Web</td> <td>TXT</td> <td>Distribution</td> </tr> </tbody> </table> <p>OK Cancel</p> </div>	Select	Description	Process Name	Process Type	*Type	*Format	Distribution	<input checked="" type="checkbox"/>	PSQUERY	PSQUERY	Application Engine	Web	TXT	Distribution
Select	Description	Process Name	Process Type	*Type	*Format	Distribution									
<input checked="" type="checkbox"/>	PSQUERY	PSQUERY	Application Engine	Web	TXT	Distribution									
<p>10</p>	<p>The Schedule Query page will re-display with a Process Instance number. Select Process Monitor.</p> <div data-bbox="325 1016 1369 1509" style="border: 1px solid black; padding: 5px;"> <p>Schedule Query</p> <p>Run Control ID KBV Report Manager Process Monitor Run</p> <p>Query Name CG_NPAM_QRY Search Process Instance:927556</p> <p>*Description Net Pay Amount Query</p> <p>Update Parameters</p> <table border="1"> <thead> <tr> <th>Prompt Name</th> <th>Value</th> </tr> </thead> <tbody> <tr> <td>CAL_RUN_ID</td> <td>C120081</td> </tr> <tr> <td>DEPTID</td> <td>000780</td> </tr> </tbody> </table> <p>Save Add Update/Display</p> </div>	Prompt Name	Value	CAL_RUN_ID	C120081	DEPTID	000780								
Prompt Name	Value														
CAL_RUN_ID	C120081														
DEPTID	000780														

Continued on next page

Net Pay Amount Report (NPAM), Continued

Procedures,
continued

Step	Action																				
<p>11</p>	<p>The Process List will display. The Run Status may initially indicate Queued or Processing. Click the Refresh button until the Run Status updates to Success and the Distribution Status indicates Posted.</p> <p>Once the process has posted successfully, click Details.</p> <p>NOTE: This process may be very quick or may take several minutes depending on the number of personnel under the Dept ID entered in Step 6. Continue to click the Refresh button periodically as necessary.</p> <div data-bbox="325 763 1369 1227" style="border: 1px solid black; padding: 5px;"> <p>Process List</p> <p>View Process Request For</p> <p>User ID: <input type="text" value="1234567"/> <input type="button" value="Q"/> Type: <input type="text" value="Last"/> <input type="text" value="1"/> Days: <input type="text" value="1"/> <input type="button" value="Refresh"/></p> <p>Server: <input type="text" value="PSUNX"/> Name: <input type="text" value="PSQUERY"/> Instance From: <input type="text" value=""/> Instance To: <input type="text" value=""/> Report Manager</p> <p>Run Status: <input type="text" value=""/> Distribution Status: <input type="text" value=""/> <input checked="" type="checkbox"/> Save On Refresh</p> <p>Process List</p> <p><input type="button" value="Q"/> 1-1 of 1 <input type="button" value="View All"/></p> <table border="1"> <thead> <tr> <th>Select</th> <th>Instance</th> <th>Seq.</th> <th>Process Type</th> <th>Process Name</th> <th>User</th> <th>Run Date/Time</th> <th>Run Status</th> <th>Distribution Status</th> <th>Details</th> </tr> </thead> <tbody> <tr> <td><input type="checkbox"/></td> <td>927557</td> <td></td> <td>Application Engine</td> <td>PSQUERY</td> <td></td> <td>08/27/2020 11:33:06AM PDT</td> <td>Success</td> <td>Posted</td> <td>Details</td> </tr> </tbody> </table> <p>Go back to Schedule a Query</p> <p><input type="button" value="Save"/> <input type="button" value="Notify"/></p> </div>	Select	Instance	Seq.	Process Type	Process Name	User	Run Date/Time	Run Status	Distribution Status	Details	<input type="checkbox"/>	927557		Application Engine	PSQUERY		08/27/2020 11:33:06AM PDT	Success	Posted	Details
Select	Instance	Seq.	Process Type	Process Name	User	Run Date/Time	Run Status	Distribution Status	Details												
<input type="checkbox"/>	927557		Application Engine	PSQUERY		08/27/2020 11:33:06AM PDT	Success	Posted	Details												
<p>12</p>	<p>Click View Log/Trace.</p> <div data-bbox="325 1301 1369 1973" style="border: 1px solid black; padding: 5px;"> <p>Process Detail</p> <p>Process</p> <p>Instance: 927557 Type: Application Engine Name: PSQUERY Description: PSQUERY Run Status: Success Distribution Status: Posted</p> <p>Run</p> <p>Run Control ID: KBV Location: Server Server: PSUNX Recurrence:</p> <p>Update Process</p> <p><input type="radio"/> Hold Request <input type="radio"/> Queue Request <input type="radio"/> Cancel Request <input checked="" type="checkbox"/> Delete Request <input type="radio"/> Re-send Content <input type="radio"/> Restart Request</p> <p>Date/Time</p> <p>Request Created On: 08/27/2020 11:33:09AM PDT Run Anytime After: 08/27/2020 11:33:06AM PDT Began Process At: 08/27/2020 11:33:24AM PDT Ended Process At: 08/27/2020 11:33:39AM PDT</p> <p>Actions</p> <p>Parameters Transfer Message Log View Locks Batch Timings View Log/Trace</p> <p><input type="button" value="OK"/> <input type="button" value="Cancel"/></p> </div>																				

Continued on next page

Net Pay Amount Report (NPAM), Continued

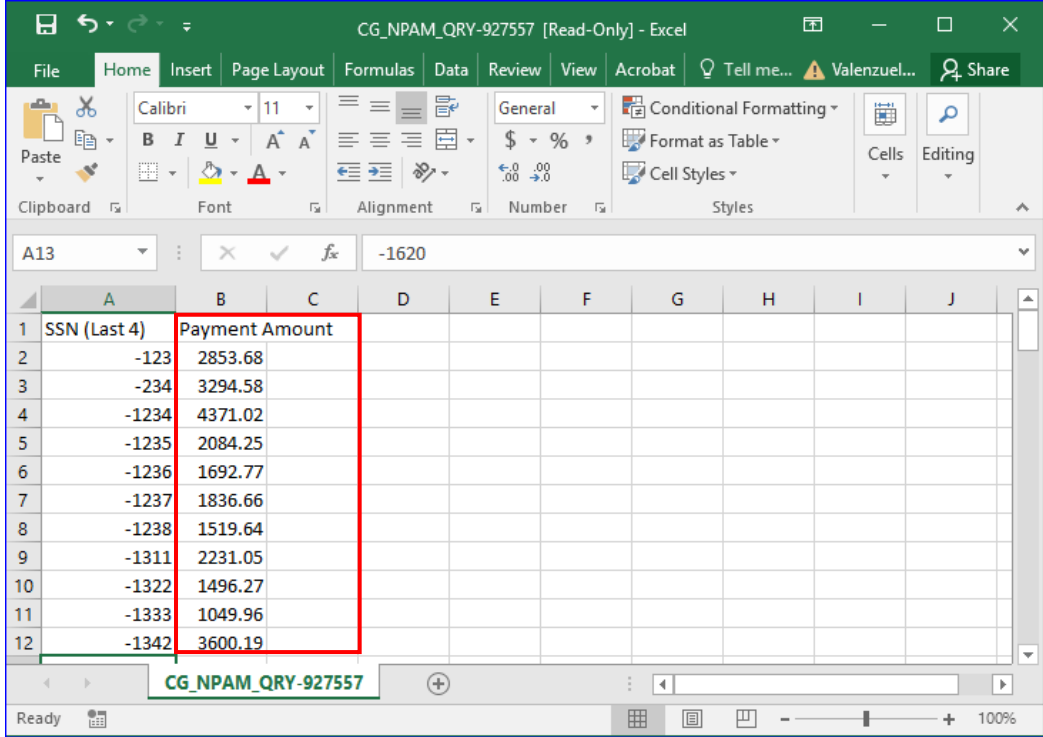
Procedures,
continued

Step	Action																																
13	<p>Select CG_NPAM_QRY-XXXXXX.csv from the File List.</p> <div data-bbox="325 472 1369 1308" style="border: 1px solid blue; padding: 5px;"> <p>View Log/Trace</p> <p>Report</p> <table border="0"> <tr> <td>Report ID</td> <td>936553</td> <td>Process Instance</td> <td>927557</td> <td>Message Log</td> </tr> <tr> <td>Name</td> <td>PSQUERY</td> <td>Process Type</td> <td colspan="2">Application Engine</td> </tr> <tr> <td>Run Status</td> <td colspan="4">Success</td> </tr> </table> <p>Net Pay Amount Query</p> <p>Distribution Details</p> <table border="0"> <tr> <td>Distribution Node</td> <td>RPTNODE</td> <td>Expiration Date</td> <td>09/03/2020</td> </tr> </table> <p>File List</p> <table border="1"> <thead> <tr> <th>Name</th> <th>File Size (bytes)</th> <th>Datetime Created</th> </tr> </thead> <tbody> <tr> <td>AE_PSQUERY_927557.stdout</td> <td>289</td> <td>08/27/2020 11:33:39.145801AM PDT</td> </tr> <tr> <td>CG_NPAM_QRY-927557.csv</td> <td>1,698</td> <td>08/27/2020 11:33:39.145801AM PDT</td> </tr> </tbody> </table> <p>Distribute To</p> <table border="1"> <thead> <tr> <th>Distribution ID Type</th> <th>Distribution ID</th> </tr> </thead> <tbody> <tr> <td>User</td> <td>1197374</td> </tr> </tbody> </table> <p><input type="button" value="Return"/></p> </div>	Report ID	936553	Process Instance	927557	Message Log	Name	PSQUERY	Process Type	Application Engine		Run Status	Success				Distribution Node	RPTNODE	Expiration Date	09/03/2020	Name	File Size (bytes)	Datetime Created	AE_PSQUERY_927557.stdout	289	08/27/2020 11:33:39.145801AM PDT	CG_NPAM_QRY-927557.csv	1,698	08/27/2020 11:33:39.145801AM PDT	Distribution ID Type	Distribution ID	User	1197374
Report ID	936553	Process Instance	927557	Message Log																													
Name	PSQUERY	Process Type	Application Engine																														
Run Status	Success																																
Distribution Node	RPTNODE	Expiration Date	09/03/2020																														
Name	File Size (bytes)	Datetime Created																															
AE_PSQUERY_927557.stdout	289	08/27/2020 11:33:39.145801AM PDT																															
CG_NPAM_QRY-927557.csv	1,698	08/27/2020 11:33:39.145801AM PDT																															
Distribution ID Type	Distribution ID																																
User	1197374																																
14	<p>A prompt will display. Select Open.</p> <div data-bbox="325 1384 948 1883" style="border: 1px solid blue; padding: 5px;"> <p>Internet Explorer</p> <p>What do you want to do with CG_NPAM_QRY-927557.csv?</p> <p>From: hcenv5.direct-access.us</p> <p>→ Open The file won't be saved automatically.</p> <p>→ Save</p> <p>→ Save as</p> <p><input type="button" value="Cancel"/></p> </div>																																

Continued on next page

Net Pay Amount Report (NPAM), Continued

Procedures,
continued

Step	Action																								
15	<p>The NPAM spreadsheet will open. Each member is listed with the Last 4 of their Social Security Number (SSN) and their Net Pay for the pay period selected in Step 6. Scroll through the list and review for any negative payments or significant payroll changes.</p>  <table border="1" data-bbox="323 582 1369 1317"> <thead> <tr> <th>SSN (Last 4)</th> <th>Payment Amount</th> </tr> </thead> <tbody> <tr><td>-123</td><td>2853.68</td></tr> <tr><td>-234</td><td>3294.58</td></tr> <tr><td>-1234</td><td>4371.02</td></tr> <tr><td>-1235</td><td>2084.25</td></tr> <tr><td>-1236</td><td>1692.77</td></tr> <tr><td>-1237</td><td>1836.66</td></tr> <tr><td>-1238</td><td>1519.64</td></tr> <tr><td>-1311</td><td>2231.05</td></tr> <tr><td>-1322</td><td>1496.27</td></tr> <tr><td>-1333</td><td>1049.96</td></tr> <tr><td>-1342</td><td>3600.19</td></tr> </tbody> </table>	SSN (Last 4)	Payment Amount	-123	2853.68	-234	3294.58	-1234	4371.02	-1235	2084.25	-1236	1692.77	-1237	1836.66	-1238	1519.64	-1311	2231.05	-1322	1496.27	-1333	1049.96	-1342	3600.19
SSN (Last 4)	Payment Amount																								
-123	2853.68																								
-234	3294.58																								
-1234	4371.02																								
-1235	2084.25																								
-1236	1692.77																								
-1237	1836.66																								
-1238	1519.64																								
-1311	2231.05																								
-1322	1496.27																								
-1333	1049.96																								
-1342	3600.19																								