

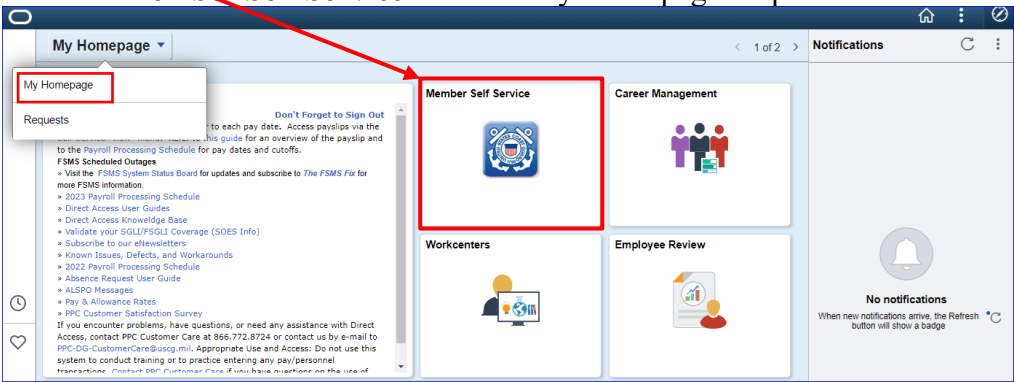
Submitting My Panel Submissions

Introduction This guide provides the procedures for a member to apply to screening panels and advanced training through My Panel Submissions in Direct Access (DA).

Information **NOTE:** The user must delete any prior years "My Panel Submission" (in the same category) in order to enter a current year request.

- My Panel Submission Uses**
- Advanced Training
 - Career Extension
 - Command Screening
 - Permanent Commissioned Teaching Staff (PCTS) Appointment
 - Reserve Program Administrator (RPA) Appointment
 - Reserve Opportunity
 - Warrant Appointment

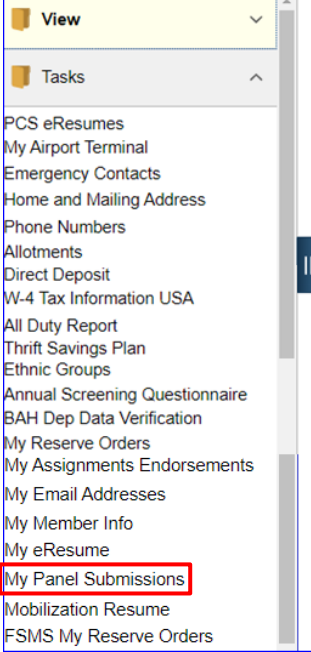
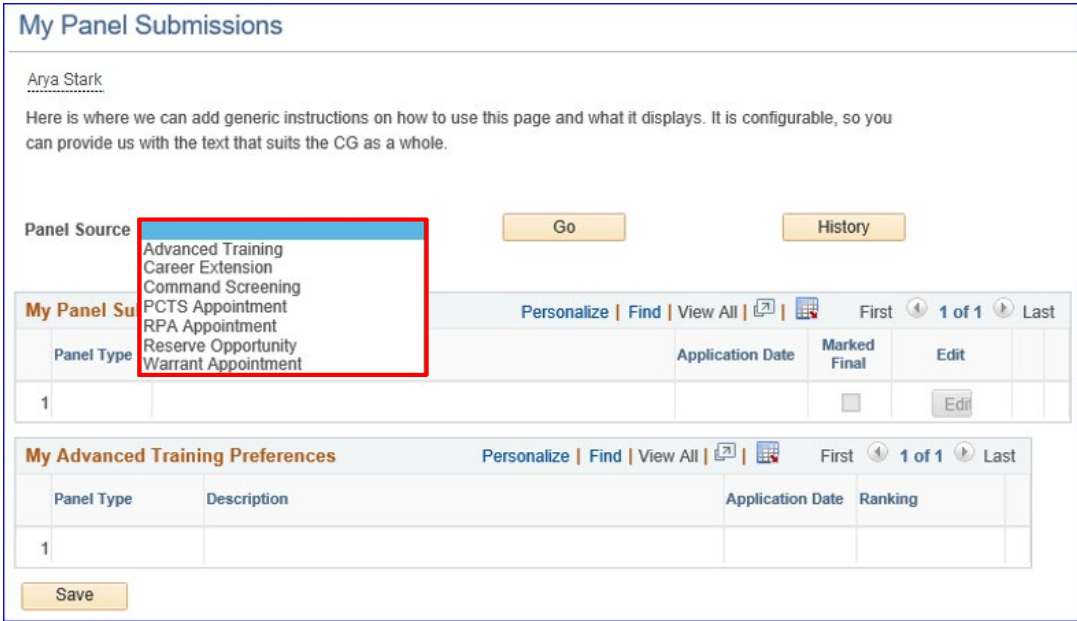
Procedures See below.

Step	Action
1	<p>Click on Member Self Service from the My Homepage drop-down.</p>  <p>The screenshot shows the 'My Homepage' interface. A red box highlights the 'Member Self Service' button, which is located in the top right area of the dashboard. A red arrow points from the text 'Click on Member Self Service from the My Homepage drop-down.' to this button. Other visible elements include a 'My Homepage' dropdown menu, a 'Requests' section with various links, 'Career Management', 'Workcenters', 'Employee Review', and a 'No notifications' badge.</p>

Continued on next page

Submitting My Panel Submissions, Continued

Procedures,
continued

Step	Action
2	<p>Select the My Panel Submissions option.</p>  <p>The screenshot shows a vertical navigation menu. At the top, there are two expandable sections: 'View' (expanded) and 'Tasks'. Below these are various menu items including 'PCS eResumes', 'My Airport Terminal', 'Emergency Contacts', 'Home and Mailing Address', 'Phone Numbers', 'Allotments', 'Direct Deposit', 'W-4 Tax Information USA', 'All Duty Report', 'Thrift Savings Plan', 'Ethnic Groups', 'Annual Screening Questionnaire', 'BAH Dep Data Verification', 'My Reserve Orders', 'My Assignments Endorsements', 'My Email Addresses', 'My Member Info', 'My eResume', 'My Panel Submissions' (highlighted with a red box), 'Mobilization Resume', and 'FSMS My Reserve Orders'.</p>
3	<p>The My Panel Submissions request page will display. Using the drop-down, select the appropriate Panel Source. For the purposes of this guide, Advanced Training will be selected.</p>  <p>The screenshot shows the 'My Panel Submissions' page. At the top, the user's name 'Arya Stark' is displayed. Below that is a paragraph of placeholder text. The 'Panel Source' dropdown menu is open, showing options: 'Advanced Training', 'Career Extension', 'Command Screening', 'PCTS Appointment', 'RPA Appointment', 'Reserve Opportunity', and 'Warrant Appointment'. 'Advanced Training' is selected and highlighted with a red box. There are 'Go' and 'History' buttons to the right of the dropdown. Below the dropdown is a table with columns for 'Panel Type', 'Application Date', 'Marked Final', and 'Edit'. The table contains one row with '1' in the 'Panel Type' column. At the bottom of the page, there is a 'My Advanced Training Preferences' section with a similar table and a 'Save' button.</p>

Continued on next page

Submitting My Panel Submissions, Continued

Procedures,
continued

Step	Action																																																
4	<p data-bbox="316 461 443 495">Click Go.</p> <div data-bbox="316 495 1396 1086" style="border: 1px solid black; padding: 5px;"> <p data-bbox="328 501 587 535">My Panel Submissions</p> <p data-bbox="328 562 416 584">Arya Stark</p> <p data-bbox="328 595 1182 640">Here is where we can add generic instructions on how to use this page and what it displays. It is configurable, so you can provide us with the text that suits the CG as a whole.</p> <p data-bbox="328 696 727 719">Panel Source Advanced Training <input type="button" value="Go"/> <input type="button" value="History"/></p> <table border="1" data-bbox="328 775 1390 898"> <thead> <tr> <th colspan="2">My Panel Submissions</th> <th>Personalize</th> <th>Find</th> <th>View All</th> <th>First</th> <th>1 of 1</th> <th>Last</th> </tr> <tr> <th>Panel Type</th> <th>Description</th> <th>Application Date</th> <th>Marked Final</th> <th>Edit</th> <th colspan="3"></th> </tr> </thead> <tbody> <tr> <td>1</td> <td></td> <td></td> <td><input type="checkbox"/></td> <td><input type="button" value="Edit"/></td> <td colspan="3"></td> </tr> </tbody> </table> <table border="1" data-bbox="328 913 1350 1037"> <thead> <tr> <th colspan="2">My Advanced Training Preferences</th> <th>Personalize</th> <th>Find</th> <th>View All</th> <th>First</th> <th>1 of 1</th> <th>Last</th> </tr> <tr> <th>Panel Type</th> <th>Description</th> <th>Application Date</th> <th>Ranking</th> <th colspan="4"></th> </tr> </thead> <tbody> <tr> <td>1</td> <td></td> <td></td> <td></td> <td colspan="4"></td> </tr> </tbody> </table> <p data-bbox="328 1055 432 1077"><input type="button" value="Save"/></p> </div>	My Panel Submissions		Personalize	Find	View All	First	1 of 1	Last	Panel Type	Description	Application Date	Marked Final	Edit				1			<input type="checkbox"/>	<input type="button" value="Edit"/>				My Advanced Training Preferences		Personalize	Find	View All	First	1 of 1	Last	Panel Type	Description	Application Date	Ranking					1							
My Panel Submissions		Personalize	Find	View All	First	1 of 1	Last																																										
Panel Type	Description	Application Date	Marked Final	Edit																																													
1			<input type="checkbox"/>	<input type="button" value="Edit"/>																																													
My Advanced Training Preferences		Personalize	Find	View All	First	1 of 1	Last																																										
Panel Type	Description	Application Date	Ranking																																														
1																																																	

Continued on next page

Submitting My Panel Submissions, Continued

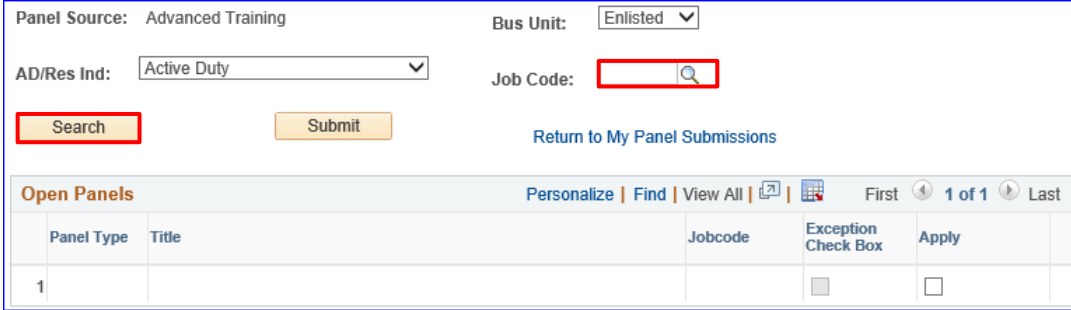
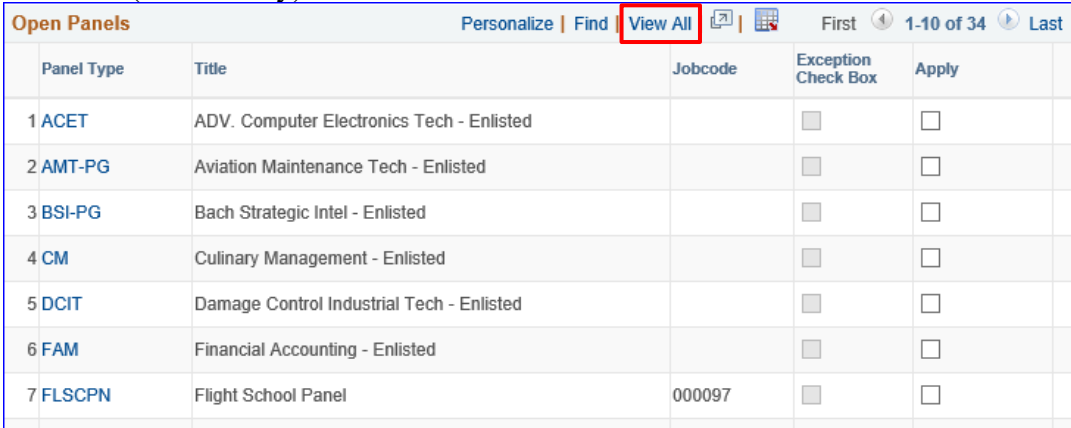
Procedures,
continued

Step	Action																		
5	<p>The page will display with specific instructions depending on the selected Panel Source. Using the drop-downs, select the appropriate Bus Unit and AD/Res Ind.</p> <div data-bbox="316 526 1391 1608" style="border: 1px solid black; padding: 5px;"> <p>My Panel Submissions</p> <p><u>Arya Stark</u></p> <p>The PG/Adv Ed application process has changed considerably over the years and will continue to adjust to meet the needs of the Service. Each year, the Coast Guard invests in the future of its officers and select enlisted members through numerous PG/Adv Ed opportunities. Although the immediate program goal is to develop those skills necessary for performance in specific billets, the long-term objective is to build a high level of both technical and managerial competencies among senior Coast Guard personnel. Please read all associated message traffic and the Active Duty Officer Postgraduate and Advanced Education Application Process Guide in its entirety to ensure compliance with current policy and procedures. These documents can be obtained by visiting the OPM-1 PG/Adv Ed Portal Page at https://cdlink.uscg.mil/952612b1.</p> <p>Applicants should apply to PG/Adv Ed by selecting Advanced Education in the drop down tab. Applicants should select from the available PG/Adv Ed programs.</p> <p>Officers may apply for up to three PG/Adv Ed programs.</p> <ol style="list-style-type: none"> 1. Applications for Civil Engineering and Civil Engineering (MBA) programs may be listed together and count as one choice. 2. Additionally, applications for the following programs count as one independent choice, and may be listed as a fourth, fifth, etc. choice in any order: <ul style="list-style-type: none"> Academy Instructor (including Academy Company Officer) Command and Staff Colleges (i.e., Army, Marine Corps, Navy) Marine Safety Industry Training (i.e., Investigations, Marine Environmental Protection, Merchant Marine, and Port Safety and Security) These are the only exceptions to the three-choice rule. Additional choices will not be considered. <p>Officers should carefully consider the order of program choices and list their most desired program first. This is important because if selected as a primary candidate for the first program on an applicant's list, the applicant will be removed from further consideration for the remaining programs on his/her list. No consideration will be given to officers wishing to change the priority order of their programs after the application deadline except in the case of program re-solicitations.</p> <p>Applicants should refer to the "E-Resume Submission" section of the Active Duty Officer Postgraduate and Advanced Education Application Process Guide for detailed instructions on submitting an E-Resume for PG/Adv Ed opportunities.</p> <p>Panel Source: Advanced Training Bus Unit: Enlisted ▼</p> <p>AD/Res Ind: Active Duty ▼ Job Code: <input type="text"/> 🔍</p> <p><input type="button" value="Search"/> <input type="button" value="Submit"/> Return to My Panel Submissions</p> <table border="1" style="width: 100%; border-collapse: collapse;"> <thead> <tr> <th colspan="5" style="text-align: left;">Open Panels</th> <th style="text-align: right;">Personalize Find View All </th> </tr> <tr> <th></th> <th>Panel Type</th> <th>Title</th> <th>Jobcode</th> <th>Exception Check Box</th> <th>Apply</th> </tr> </thead> <tbody> <tr> <td style="text-align: center;">1</td> <td></td> <td></td> <td></td> <td style="text-align: center;"><input type="checkbox"/></td> <td style="text-align: center;"><input type="checkbox"/></td> </tr> </tbody> </table> </div>	Open Panels					Personalize Find View All		Panel Type	Title	Jobcode	Exception Check Box	Apply	1				<input type="checkbox"/>	<input type="checkbox"/>
Open Panels					Personalize Find View All														
	Panel Type	Title	Jobcode	Exception Check Box	Apply														
1				<input type="checkbox"/>	<input type="checkbox"/>														

Continued on next page

Submitting My Panel Submissions, Continued

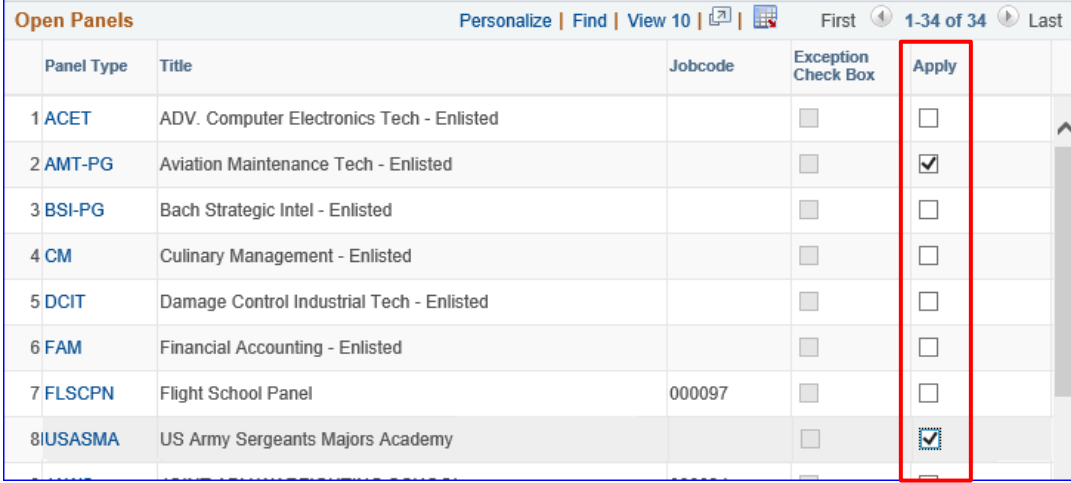
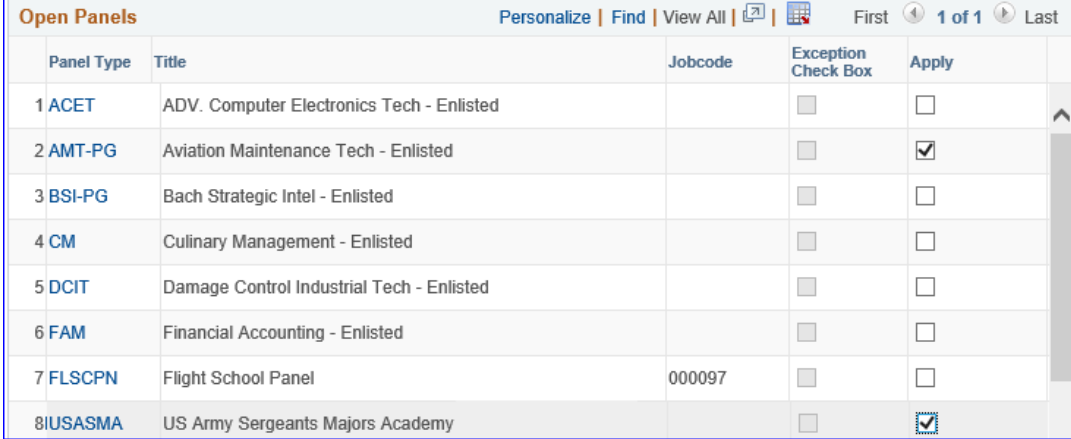
Procedures,
continued

Step	Action																																								
6	<p>A Job Code may be entered using the lookup icon or may be left blank. Click Search.</p>  <p>The screenshot shows a search form with the following fields: Panel Source (Advanced Training), Bus Unit (Enlisted), AD/Res Ind (Active Duty), and Job Code (empty with a magnifying glass icon). There are 'Search' and 'Submit' buttons, and a link to 'Return to My Panel Submissions'. Below the form is a table titled 'Open Panels' with columns: Panel Type, Title, Jobcode, Exception Check Box, and Apply. The table contains one row with Panel Type '1'.</p>																																								
7	<p>All Open Panels will display based on the selections made in Steps 5-6. Click View All (if necessary) to view the entire list.</p>  <p>The screenshot shows the 'Open Panels' table with the following data:</p> <table border="1"> <thead> <tr> <th>Panel Type</th> <th>Title</th> <th>Jobcode</th> <th>Exception Check Box</th> <th>Apply</th> </tr> </thead> <tbody> <tr> <td>1 ACET</td> <td>ADV. Computer Electronics Tech - Enlisted</td> <td></td> <td><input type="checkbox"/></td> <td><input type="checkbox"/></td> </tr> <tr> <td>2 AMT-PG</td> <td>Aviation Maintenance Tech - Enlisted</td> <td></td> <td><input type="checkbox"/></td> <td><input type="checkbox"/></td> </tr> <tr> <td>3 BSI-PG</td> <td>Bach Strategic Intel - Enlisted</td> <td></td> <td><input type="checkbox"/></td> <td><input type="checkbox"/></td> </tr> <tr> <td>4 CM</td> <td>Culinary Management - Enlisted</td> <td></td> <td><input type="checkbox"/></td> <td><input type="checkbox"/></td> </tr> <tr> <td>5 DCIT</td> <td>Damage Control Industrial Tech - Enlisted</td> <td></td> <td><input type="checkbox"/></td> <td><input type="checkbox"/></td> </tr> <tr> <td>6 FAM</td> <td>Financial Accounting - Enlisted</td> <td></td> <td><input type="checkbox"/></td> <td><input type="checkbox"/></td> </tr> <tr> <td>7 FLSCPN</td> <td>Flight School Panel</td> <td>000097</td> <td><input type="checkbox"/></td> <td><input type="checkbox"/></td> </tr> </tbody> </table>	Panel Type	Title	Jobcode	Exception Check Box	Apply	1 ACET	ADV. Computer Electronics Tech - Enlisted		<input type="checkbox"/>	<input type="checkbox"/>	2 AMT-PG	Aviation Maintenance Tech - Enlisted		<input type="checkbox"/>	<input type="checkbox"/>	3 BSI-PG	Bach Strategic Intel - Enlisted		<input type="checkbox"/>	<input type="checkbox"/>	4 CM	Culinary Management - Enlisted		<input type="checkbox"/>	<input type="checkbox"/>	5 DCIT	Damage Control Industrial Tech - Enlisted		<input type="checkbox"/>	<input type="checkbox"/>	6 FAM	Financial Accounting - Enlisted		<input type="checkbox"/>	<input type="checkbox"/>	7 FLSCPN	Flight School Panel	000097	<input type="checkbox"/>	<input type="checkbox"/>
Panel Type	Title	Jobcode	Exception Check Box	Apply																																					
1 ACET	ADV. Computer Electronics Tech - Enlisted		<input type="checkbox"/>	<input type="checkbox"/>																																					
2 AMT-PG	Aviation Maintenance Tech - Enlisted		<input type="checkbox"/>	<input type="checkbox"/>																																					
3 BSI-PG	Bach Strategic Intel - Enlisted		<input type="checkbox"/>	<input type="checkbox"/>																																					
4 CM	Culinary Management - Enlisted		<input type="checkbox"/>	<input type="checkbox"/>																																					
5 DCIT	Damage Control Industrial Tech - Enlisted		<input type="checkbox"/>	<input type="checkbox"/>																																					
6 FAM	Financial Accounting - Enlisted		<input type="checkbox"/>	<input type="checkbox"/>																																					
7 FLSCPN	Flight School Panel	000097	<input type="checkbox"/>	<input type="checkbox"/>																																					

Continued on next page

Submitting My Panel Submissions, Continued

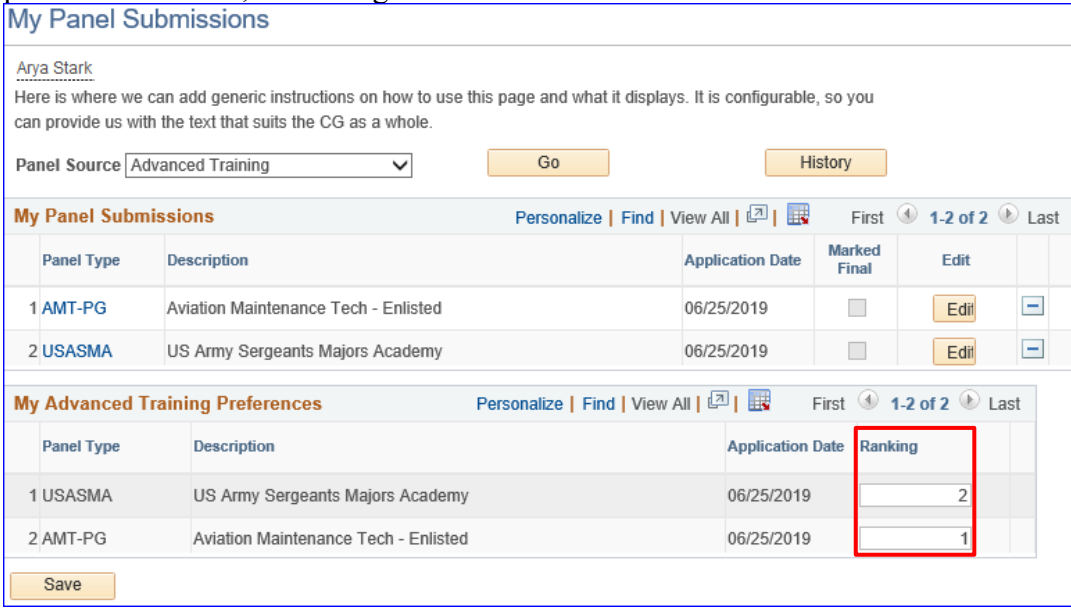
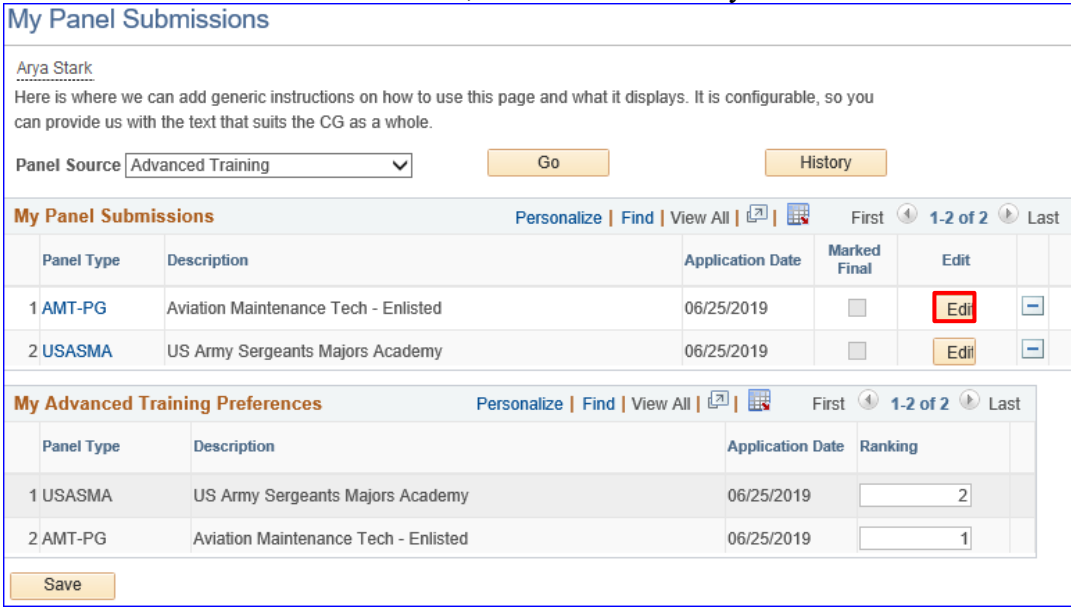
Procedures,
continued

Step	Action																																													
8	<p data-bbox="316 461 1098 495">Check the boxes under Apply only for the desired programs.</p> <div data-bbox="316 495 1390 976">  <table border="1"> <thead> <tr> <th>Panel Type</th> <th>Title</th> <th>Jobcode</th> <th>Exception Check Box</th> <th>Apply</th> </tr> </thead> <tbody> <tr> <td>1 ACET</td> <td>ADV. Computer Electronics Tech - Enlisted</td> <td></td> <td><input type="checkbox"/></td> <td><input type="checkbox"/></td> </tr> <tr> <td>2 AMT-PG</td> <td>Aviation Maintenance Tech - Enlisted</td> <td></td> <td><input type="checkbox"/></td> <td><input checked="" type="checkbox"/></td> </tr> <tr> <td>3 BSI-PG</td> <td>Bach Strategic Intel - Enlisted</td> <td></td> <td><input type="checkbox"/></td> <td><input type="checkbox"/></td> </tr> <tr> <td>4 CM</td> <td>Culinary Management - Enlisted</td> <td></td> <td><input type="checkbox"/></td> <td><input type="checkbox"/></td> </tr> <tr> <td>5 DCIT</td> <td>Damage Control Industrial Tech - Enlisted</td> <td></td> <td><input type="checkbox"/></td> <td><input type="checkbox"/></td> </tr> <tr> <td>6 FAM</td> <td>Financial Accounting - Enlisted</td> <td></td> <td><input type="checkbox"/></td> <td><input type="checkbox"/></td> </tr> <tr> <td>7 FLSCPN</td> <td>Flight School Panel</td> <td>000097</td> <td><input type="checkbox"/></td> <td><input type="checkbox"/></td> </tr> <tr> <td>8 USASMA</td> <td>US Army Sergeants Majors Academy</td> <td></td> <td><input type="checkbox"/></td> <td><input checked="" type="checkbox"/></td> </tr> </tbody> </table> </div>	Panel Type	Title	Jobcode	Exception Check Box	Apply	1 ACET	ADV. Computer Electronics Tech - Enlisted		<input type="checkbox"/>	<input type="checkbox"/>	2 AMT-PG	Aviation Maintenance Tech - Enlisted		<input type="checkbox"/>	<input checked="" type="checkbox"/>	3 BSI-PG	Bach Strategic Intel - Enlisted		<input type="checkbox"/>	<input type="checkbox"/>	4 CM	Culinary Management - Enlisted		<input type="checkbox"/>	<input type="checkbox"/>	5 DCIT	Damage Control Industrial Tech - Enlisted		<input type="checkbox"/>	<input type="checkbox"/>	6 FAM	Financial Accounting - Enlisted		<input type="checkbox"/>	<input type="checkbox"/>	7 FLSCPN	Flight School Panel	000097	<input type="checkbox"/>	<input type="checkbox"/>	8 USASMA	US Army Sergeants Majors Academy		<input type="checkbox"/>	<input checked="" type="checkbox"/>
Panel Type	Title	Jobcode	Exception Check Box	Apply																																										
1 ACET	ADV. Computer Electronics Tech - Enlisted		<input type="checkbox"/>	<input type="checkbox"/>																																										
2 AMT-PG	Aviation Maintenance Tech - Enlisted		<input type="checkbox"/>	<input checked="" type="checkbox"/>																																										
3 BSI-PG	Bach Strategic Intel - Enlisted		<input type="checkbox"/>	<input type="checkbox"/>																																										
4 CM	Culinary Management - Enlisted		<input type="checkbox"/>	<input type="checkbox"/>																																										
5 DCIT	Damage Control Industrial Tech - Enlisted		<input type="checkbox"/>	<input type="checkbox"/>																																										
6 FAM	Financial Accounting - Enlisted		<input type="checkbox"/>	<input type="checkbox"/>																																										
7 FLSCPN	Flight School Panel	000097	<input type="checkbox"/>	<input type="checkbox"/>																																										
8 USASMA	US Army Sergeants Majors Academy		<input type="checkbox"/>	<input checked="" type="checkbox"/>																																										
9	<p data-bbox="316 1016 1235 1050">Once the programs being applied for have been selected, click Submit.</p> <p data-bbox="316 1055 1257 1099">Applicants should refer to the "E-Resume Submission" section of the Active Duty Officer Postgraduate and Advanced Education Application Process Guide for detailed instructions on submitting an E-Resume for PG/Adv Ed opportunities.</p> <p data-bbox="316 1122 1043 1144">Panel Source: Advanced Training Bus Unit: <input type="text" value="Enlisted"/></p> <p data-bbox="316 1173 1043 1196">AD/Res Ind: <input type="text" value="Active Duty"/> Job Code: <input type="text"/></p> <p data-bbox="328 1227 1129 1263"> <input type="button" value="Search"/> <input checked="" type="button" value="Submit"/> Return to My Panel Submissions </p> <div data-bbox="316 1285 1390 1722">  <table border="1"> <thead> <tr> <th>Panel Type</th> <th>Title</th> <th>Jobcode</th> <th>Exception Check Box</th> <th>Apply</th> </tr> </thead> <tbody> <tr> <td>1 ACET</td> <td>ADV. Computer Electronics Tech - Enlisted</td> <td></td> <td><input type="checkbox"/></td> <td><input type="checkbox"/></td> </tr> <tr> <td>2 AMT-PG</td> <td>Aviation Maintenance Tech - Enlisted</td> <td></td> <td><input type="checkbox"/></td> <td><input checked="" type="checkbox"/></td> </tr> <tr> <td>3 BSI-PG</td> <td>Bach Strategic Intel - Enlisted</td> <td></td> <td><input type="checkbox"/></td> <td><input type="checkbox"/></td> </tr> <tr> <td>4 CM</td> <td>Culinary Management - Enlisted</td> <td></td> <td><input type="checkbox"/></td> <td><input type="checkbox"/></td> </tr> <tr> <td>5 DCIT</td> <td>Damage Control Industrial Tech - Enlisted</td> <td></td> <td><input type="checkbox"/></td> <td><input type="checkbox"/></td> </tr> <tr> <td>6 FAM</td> <td>Financial Accounting - Enlisted</td> <td></td> <td><input type="checkbox"/></td> <td><input type="checkbox"/></td> </tr> <tr> <td>7 FLSCPN</td> <td>Flight School Panel</td> <td>000097</td> <td><input type="checkbox"/></td> <td><input type="checkbox"/></td> </tr> <tr> <td>8 USASMA</td> <td>US Army Sergeants Majors Academy</td> <td></td> <td><input type="checkbox"/></td> <td><input checked="" type="checkbox"/></td> </tr> </tbody> </table> </div>	Panel Type	Title	Jobcode	Exception Check Box	Apply	1 ACET	ADV. Computer Electronics Tech - Enlisted		<input type="checkbox"/>	<input type="checkbox"/>	2 AMT-PG	Aviation Maintenance Tech - Enlisted		<input type="checkbox"/>	<input checked="" type="checkbox"/>	3 BSI-PG	Bach Strategic Intel - Enlisted		<input type="checkbox"/>	<input type="checkbox"/>	4 CM	Culinary Management - Enlisted		<input type="checkbox"/>	<input type="checkbox"/>	5 DCIT	Damage Control Industrial Tech - Enlisted		<input type="checkbox"/>	<input type="checkbox"/>	6 FAM	Financial Accounting - Enlisted		<input type="checkbox"/>	<input type="checkbox"/>	7 FLSCPN	Flight School Panel	000097	<input type="checkbox"/>	<input type="checkbox"/>	8 USASMA	US Army Sergeants Majors Academy		<input type="checkbox"/>	<input checked="" type="checkbox"/>
Panel Type	Title	Jobcode	Exception Check Box	Apply																																										
1 ACET	ADV. Computer Electronics Tech - Enlisted		<input type="checkbox"/>	<input type="checkbox"/>																																										
2 AMT-PG	Aviation Maintenance Tech - Enlisted		<input type="checkbox"/>	<input checked="" type="checkbox"/>																																										
3 BSI-PG	Bach Strategic Intel - Enlisted		<input type="checkbox"/>	<input type="checkbox"/>																																										
4 CM	Culinary Management - Enlisted		<input type="checkbox"/>	<input type="checkbox"/>																																										
5 DCIT	Damage Control Industrial Tech - Enlisted		<input type="checkbox"/>	<input type="checkbox"/>																																										
6 FAM	Financial Accounting - Enlisted		<input type="checkbox"/>	<input type="checkbox"/>																																										
7 FLSCPN	Flight School Panel	000097	<input type="checkbox"/>	<input type="checkbox"/>																																										
8 USASMA	US Army Sergeants Majors Academy		<input type="checkbox"/>	<input checked="" type="checkbox"/>																																										

Continued on next page

Submitting My Panel Submissions, Continued

Procedures,
continued

Step	Action																											
<p>10</p>	<p>A Ranking for each course/panel MUST be entered before continuing. Under My Advanced Training Preferences, enter the Ranking preference. Even if only one panel was selected, a Ranking number must be entered.</p>  <p>My Panel Submissions</p> <p>Arya Stark Here is where we can add generic instructions on how to use this page and what it displays. It is configurable, so you can provide us with the text that suits the CG as a whole.</p> <p>Panel Source: <input type="text" value="Advanced Training"/> <input type="button" value="Go"/> <input type="button" value="History"/></p> <table border="1"> <thead> <tr> <th>Panel Type</th> <th>Description</th> <th>Application Date</th> <th>Marked Final</th> <th>Edit</th> </tr> </thead> <tbody> <tr> <td>1 AMT-PG</td> <td>Aviation Maintenance Tech - Enlisted</td> <td>06/25/2019</td> <td><input type="checkbox"/></td> <td><input type="button" value="Edit"/></td> </tr> <tr> <td>2 USASMA</td> <td>US Army Sergeants Majors Academy</td> <td>06/25/2019</td> <td><input type="checkbox"/></td> <td><input type="button" value="Edit"/></td> </tr> </tbody> </table> <p>My Advanced Training Preferences</p> <table border="1"> <thead> <tr> <th>Panel Type</th> <th>Description</th> <th>Application Date</th> <th>Ranking</th> </tr> </thead> <tbody> <tr> <td>1 USASMA</td> <td>US Army Sergeants Majors Academy</td> <td>06/25/2019</td> <td><input type="text" value="2"/></td> </tr> <tr> <td>2 AMT-PG</td> <td>Aviation Maintenance Tech - Enlisted</td> <td>06/25/2019</td> <td><input type="text" value="1"/></td> </tr> </tbody> </table> <p><input type="button" value="Save"/></p>	Panel Type	Description	Application Date	Marked Final	Edit	1 AMT-PG	Aviation Maintenance Tech - Enlisted	06/25/2019	<input type="checkbox"/>	<input type="button" value="Edit"/>	2 USASMA	US Army Sergeants Majors Academy	06/25/2019	<input type="checkbox"/>	<input type="button" value="Edit"/>	Panel Type	Description	Application Date	Ranking	1 USASMA	US Army Sergeants Majors Academy	06/25/2019	<input type="text" value="2"/>	2 AMT-PG	Aviation Maintenance Tech - Enlisted	06/25/2019	<input type="text" value="1"/>
Panel Type	Description	Application Date	Marked Final	Edit																								
1 AMT-PG	Aviation Maintenance Tech - Enlisted	06/25/2019	<input type="checkbox"/>	<input type="button" value="Edit"/>																								
2 USASMA	US Army Sergeants Majors Academy	06/25/2019	<input type="checkbox"/>	<input type="button" value="Edit"/>																								
Panel Type	Description	Application Date	Ranking																									
1 USASMA	US Army Sergeants Majors Academy	06/25/2019	<input type="text" value="2"/>																									
2 AMT-PG	Aviation Maintenance Tech - Enlisted	06/25/2019	<input type="text" value="1"/>																									
<p>11</p>	<p>To enter comments for the Endorser, click Edit under My Panel Submissions.</p>  <p>My Panel Submissions</p> <p>Arya Stark Here is where we can add generic instructions on how to use this page and what it displays. It is configurable, so you can provide us with the text that suits the CG as a whole.</p> <p>Panel Source: <input type="text" value="Advanced Training"/> <input type="button" value="Go"/> <input type="button" value="History"/></p> <table border="1"> <thead> <tr> <th>Panel Type</th> <th>Description</th> <th>Application Date</th> <th>Marked Final</th> <th>Edit</th> </tr> </thead> <tbody> <tr> <td>1 AMT-PG</td> <td>Aviation Maintenance Tech - Enlisted</td> <td>06/25/2019</td> <td><input type="checkbox"/></td> <td><input type="button" value="Edit"/></td> </tr> <tr> <td>2 USASMA</td> <td>US Army Sergeants Majors Academy</td> <td>06/25/2019</td> <td><input type="checkbox"/></td> <td><input type="button" value="Edit"/></td> </tr> </tbody> </table> <p>My Advanced Training Preferences</p> <table border="1"> <thead> <tr> <th>Panel Type</th> <th>Description</th> <th>Application Date</th> <th>Ranking</th> </tr> </thead> <tbody> <tr> <td>1 USASMA</td> <td>US Army Sergeants Majors Academy</td> <td>06/25/2019</td> <td><input type="text" value="2"/></td> </tr> <tr> <td>2 AMT-PG</td> <td>Aviation Maintenance Tech - Enlisted</td> <td>06/25/2019</td> <td><input type="text" value="1"/></td> </tr> </tbody> </table> <p><input type="button" value="Save"/></p>	Panel Type	Description	Application Date	Marked Final	Edit	1 AMT-PG	Aviation Maintenance Tech - Enlisted	06/25/2019	<input type="checkbox"/>	<input type="button" value="Edit"/>	2 USASMA	US Army Sergeants Majors Academy	06/25/2019	<input type="checkbox"/>	<input type="button" value="Edit"/>	Panel Type	Description	Application Date	Ranking	1 USASMA	US Army Sergeants Majors Academy	06/25/2019	<input type="text" value="2"/>	2 AMT-PG	Aviation Maintenance Tech - Enlisted	06/25/2019	<input type="text" value="1"/>
Panel Type	Description	Application Date	Marked Final	Edit																								
1 AMT-PG	Aviation Maintenance Tech - Enlisted	06/25/2019	<input type="checkbox"/>	<input type="button" value="Edit"/>																								
2 USASMA	US Army Sergeants Majors Academy	06/25/2019	<input type="checkbox"/>	<input type="button" value="Edit"/>																								
Panel Type	Description	Application Date	Ranking																									
1 USASMA	US Army Sergeants Majors Academy	06/25/2019	<input type="text" value="2"/>																									
2 AMT-PG	Aviation Maintenance Tech - Enlisted	06/25/2019	<input type="text" value="1"/>																									

Continued on next page

Submitting My Panel Submissions, Continued

Procedures,
continued

Step	Action						
12	<p>Enter comments as appropriate. Enter the Endorser's Emplid and click Save.</p> <div data-bbox="316 495 1369 1120" style="border: 1px solid blue; padding: 5px;"> <p>My Panel Submissions</p> <p>Arya Stark</p> <p>Here is where we can add generic instructions on how to use this page and what it displays. It is configurable, so you can provide us with the text that suits the CG as a whole.</p> <table border="0"> <tr> <td>Board Type Code</td> <td>AMT-PG</td> <td>AD/Res Ind</td> <td>Active</td> <td>Sequence Number</td> <td>14</td> </tr> </table> <p>Member Comments: <input style="border: 2px solid red;" type="text" value="Enter comments here explaining the need or desire for this the training."/></p> <p>Endorser: <input style="border: 2px solid red;" type="text" value="1234567"/></p> <p>1st Submitted Endorser:</p> <p>Last Upd DtTm: <input type="text"/> by: <input type="text"/></p> <p><input style="border: 2px solid red;" type="button" value="Save"/> Return to My Panel Submissions</p> </div>	Board Type Code	AMT-PG	AD/Res Ind	Active	Sequence Number	14
Board Type Code	AMT-PG	AD/Res Ind	Active	Sequence Number	14		
13	<p>Upon clicking Save, the 1st Submitted Endorser, Last Upd DtTm, and by fields will populate. Click Return to My Panel Submissions.</p> <div data-bbox="316 1234 1369 1854" style="border: 1px solid blue; padding: 5px;"> <p>My Panel Submissions</p> <p>Arya Stark</p> <p>Here is where we can add generic instructions on how to use this page and what it displays. It is configurable, so you can provide us with the text that suits the CG as a whole.</p> <table border="0"> <tr> <td>Board Type Code</td> <td>AMT-PG</td> <td>AD/Res Ind</td> <td>Active</td> <td>Sequence Number</td> <td>14</td> </tr> </table> <p>Member Comments: <input type="text" value="Enter comments here explaining the need or desire for this the training."/></p> <p>Endorser: <input type="text" value="1234567"/> Jon Snow</p> <p>1st Submitted Endorser: <input style="border: 2px solid red;" type="text" value="1234567"/> Jon Snow</p> <p>Last Upd DtTm: <input style="border: 2px solid red;" type="text" value="06/25/19 12:40:33PM"/> by: <input style="border: 2px solid red;" type="text" value="7418529"/></p> <p><input style="border: 1px dashed gray;" type="button" value="Save"/> <input style="border: 2px solid red;" type="button" value="Return to My Panel Submissions"/></p> </div>	Board Type Code	AMT-PG	AD/Res Ind	Active	Sequence Number	14
Board Type Code	AMT-PG	AD/Res Ind	Active	Sequence Number	14		

Continued on next page

Submitting My Panel Submissions, Continued

Procedures,
continued

Step	Action																																																																
14	<p>Repeat Step 11-13 for each Panel Submission. Notice the Rankings under My Advanced Training Preferences are now reordered based on the rankings entered in Step 10.</p> <p>Once complete, click Save.</p> <div data-bbox="316 638 1398 1261" style="border: 1px solid blue; padding: 5px;"> <p>My Panel Submissions</p> <p>Arya Stark</p> <p>Here is where we can add generic instructions on how to use this page and what it displays. It is configurable, so you can provide us with the text that suits the CG as a whole.</p> <p>Panel Source: Advanced Training <input type="button" value="Go"/> <input type="button" value="History"/></p> <table border="1"> <thead> <tr> <th colspan="2">My Panel Submissions</th> <th>Personalize</th> <th>Find</th> <th>View All</th> <th>First</th> <th>1-2 of 2</th> <th>Last</th> </tr> <tr> <th>Panel Type</th> <th>Description</th> <th>Application Date</th> <th>Marked Final</th> <th>Edit</th> <th></th> <th></th> <th></th> </tr> </thead> <tbody> <tr> <td>1 AMT-PG</td> <td>Aviation Maintenance Tech - Enlisted</td> <td>06/25/2019</td> <td><input type="checkbox"/></td> <td><input type="button" value="Edit"/></td> <td><input type="button" value="-"/></td> <td></td> <td></td> </tr> <tr> <td>2 USASMA</td> <td>US Army Sergeants Majors Academy</td> <td>06/25/2019</td> <td><input type="checkbox"/></td> <td><input type="button" value="Edit"/></td> <td><input type="button" value="-"/></td> <td></td> <td></td> </tr> </tbody> </table> <table border="1"> <thead> <tr> <th colspan="2">My Advanced Training Preferences</th> <th>Personalize</th> <th>Find</th> <th>View All</th> <th>First</th> <th>1-2 of 2</th> <th>Last</th> </tr> <tr> <th>Panel Type</th> <th>Description</th> <th>Application Date</th> <th>Ranking</th> <th></th> <th></th> <th></th> <th></th> </tr> </thead> <tbody> <tr> <td>1 AMT-PG</td> <td>Aviation Maintenance Tech - Enlisted</td> <td>06/25/2019</td> <td><input type="text" value="1"/></td> <td></td> <td></td> <td></td> <td></td> </tr> <tr> <td>2 USASMA</td> <td>US Army Sergeants Majors Academy</td> <td>06/25/2019</td> <td><input type="text" value="2"/></td> <td></td> <td></td> <td></td> <td></td> </tr> </tbody> </table> <p><input type="button" value="Save"/></p> </div>	My Panel Submissions		Personalize	Find	View All	First	1-2 of 2	Last	Panel Type	Description	Application Date	Marked Final	Edit				1 AMT-PG	Aviation Maintenance Tech - Enlisted	06/25/2019	<input type="checkbox"/>	<input type="button" value="Edit"/>	<input type="button" value="-"/>			2 USASMA	US Army Sergeants Majors Academy	06/25/2019	<input type="checkbox"/>	<input type="button" value="Edit"/>	<input type="button" value="-"/>			My Advanced Training Preferences		Personalize	Find	View All	First	1-2 of 2	Last	Panel Type	Description	Application Date	Ranking					1 AMT-PG	Aviation Maintenance Tech - Enlisted	06/25/2019	<input type="text" value="1"/>					2 USASMA	US Army Sergeants Majors Academy	06/25/2019	<input type="text" value="2"/>				
My Panel Submissions		Personalize	Find	View All	First	1-2 of 2	Last																																																										
Panel Type	Description	Application Date	Marked Final	Edit																																																													
1 AMT-PG	Aviation Maintenance Tech - Enlisted	06/25/2019	<input type="checkbox"/>	<input type="button" value="Edit"/>	<input type="button" value="-"/>																																																												
2 USASMA	US Army Sergeants Majors Academy	06/25/2019	<input type="checkbox"/>	<input type="button" value="Edit"/>	<input type="button" value="-"/>																																																												
My Advanced Training Preferences		Personalize	Find	View All	First	1-2 of 2	Last																																																										
Panel Type	Description	Application Date	Ranking																																																														
1 AMT-PG	Aviation Maintenance Tech - Enlisted	06/25/2019	<input type="text" value="1"/>																																																														
2 USASMA	US Army Sergeants Majors Academy	06/25/2019	<input type="text" value="2"/>																																																														