

WISDOM WEDNESDAY

PPC P&D STAFF

 CWO JUSTIN SCOVILLE

 CHARLES BARTOCCI

 MADELINE JACKSON

 KIMBERLEY VALENZUELA

 SANDRA COTTRELL

 MARK LAHAN



PPC MAS STAFF



CWO BRIAN SPINA



YNC JEFFREY FREEMAN



YNC BENJAMIN FULTON

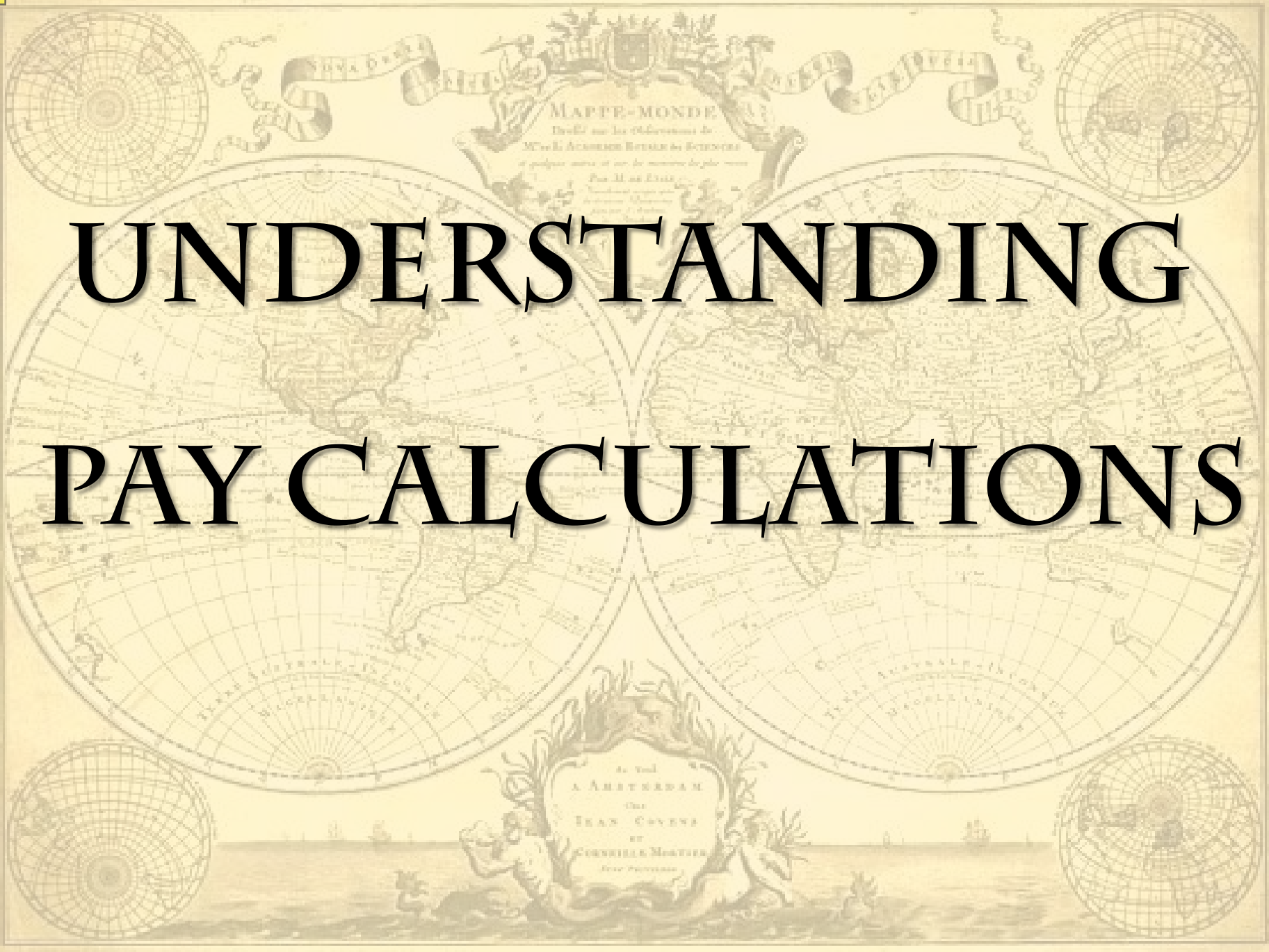


YNC DUSTIN O'CONNOR



YN1 MARK DUBOIS





UNDERSTANDING PAY CALCULATIONS

REFERENCES



PPC (P&D) USER GUIDES/TUTORIALS



VIEW PAY PROCESSING SHORTCUTS



PPC KNOWLEDGE BASE



REFERENCES

Procedures & Development (P&D) Branch

Direct Access Process Maps, User Guides, Tutorials and Webinar Recordings

Links to **Process Maps** and **Knowledge Base entries** will take you to the **CG Portal** (CAC login required). Process Maps and User Guides are in Adobe Acrobat (PDF) file format and will open in a new window. Visit the **Human Capital Management Military Human Resource Business Process Standardization (MHR-BPS) Publishing Site** on the CG Portal to learn about Context Models and Process Models. You can also review this presentation on **HCMS Modeling Elements** to learn more.




Sign into Direct Access

Compressed Archives for Deployable Units: If you are assigned to a deployable unit and would like to take our guides with you, send us an e-mail. List the guide categories you need (e.g. Travel - PCS, Direct - Access Self Service, etc.). We'll create a "zip" file of the guides requested and e-mail you a link so you can download the guides before you deploy. Send requests to PPC (P&D) (PPC-PF-PD@uscg.mil).

Collapse All Expand All

☐ SPO Pay & Allowances

| TOPIC | PROCESS MAP | KNOWLEDGE BASE ENTRY | PROCEDURE GUIDE (PDF) | VIDEO TUTORIAL |
|----------------------------------|-------------|-------------------------|--------------------------|------------------------|
| Viewing Pay Processing Shortcuts | | 01/28/2015 | 10/02/2017 | 10/11/2016 |
| View Pay Transactions by Member | | | 08/30/2018 | 03/15/2019 NEW! |



PAY CALC RESULTS

- CALCULATES MEMBERS PAY
- RE-CALCULATED EVERY NIGHT WITH EXCEPTION OF THURSDAY.
- VERIFY TRANSACTIONS PROCESSED ACCURATELY
- COUNSELING MEMBERS

The background of the slide is a faded image of an E6B flight computer, a circular analog calculator used by pilots for various calculations. It features multiple concentric rings with scales for time, speed, distance, altitude, and temperature. The word "IMPORTANT" is written in large, bold, red capital letters across the top of the image.

IMPORTANT

**FINALIZED
PAYROLL**

2019 MID-MONTH & END MONTH PAY CALENDARS

| Pay Calendars | Period Begin Date | Period End Date | Payment Date | SPO Data Entry Cut Off (2000 Hours Central Time) | Finalized Date |
|-------------------|-------------------------|--------------------|-----------------|---|-------------------|
| Mid-Month C119010 | 1/01/2019 | 1/15/2019 | 1/15/2019 | 1/09/2019 | 1/10/2019 |
| End-Month C119011 | 1/16/2019 | 1/31/2019 | 2/01/2019 | 1/21/2019 | 1/22/2019 |
| Mid-Month C119020 | 2/01/2019 | 2/15/2019 | 2/15/2019 | 2/11/2019 | 2/12/2019 |
| End-Month C119021 | 2/16/2019 | 2/28/2019 | 3/01/2019 | 2/18/2019 | 2/19/2019 |
| Mid-Month C119030 | 3/01/2019 | 3/15/2019 | 3/15/2019 | 3/11/2019 | 3/12/2019 |
| End-Month C119031 | 3/16/2019 | 3/31/2019 | 4/01/2019 | 3/20/2019 | 3/21/2019 |
| Mid-Month C119040 | 4/01/2019 | 4/15/2019 | 4/15/2019 | 4/09/2019 | 4/10/2019 |
| End-Month C119041 | 4/16/2019 | 4/30/2019 | 5/01/2019 | 4/21/2019 | 4/22/2019 |
| Mid-Month C119050 | 5/01/2019 | 5/15/2019 | 5/15/2019 | 5/09/2019 | 5/10/2019 |

CORRECTION AFTER FINALIZATION

| | | | |
|------------------------|-------------------------|--------------|---------------------|
| Calendar Group Results | Earnings and Deductions | Accumulators | Supporting Elements |
|------------------------|-------------------------|--------------|---------------------|

Yosemite Sam Employee Empl ID 1234567 Empl Record 0

Calendar Group ID C119021 201902 On-Cycle AD End Month

Calendar Information Find First 8 of 8 Last

Calendar ID CG ACT 2019M02E Pay Group USCG

Segment Number 1 Version 1 Revision 1

Gross Result Value 1,809.67 USD Net Result Value 1,486.30 USD

Earnings & Deductions Personalize Find View 5 First 1-14 of 14 Last

| Element Results | Components | Retro Adjustments | Deduction Arrears | User Fields | | | |
|-----------------|--------------|-------------------|------------------------|-----------------|-----------------|-----------------------------------|------------------------------------|
| Element Type | Element Name | Amount | Calculation Adjustment | Base Adjustment | Unit Adjustment | Adjustment Detail | Resolution Details |
| Earnings | BAS | 184.690000 | | | | | Resolution Details |
| Earnings | BASIC PAY | 1603.500000 | | | | | Resolution Details |
| Earnings | CLOTHING | 21.480000 | | | | | Resolution Details |
| Earnings | DELTA BAH | 1833.300000 | -1833.300000 | | | Adjustment Detail | Resolution Details |
| Deduction | AFRH | 0.250000 | | | | | Resolution Details |
| Deduction | FSGLI | 2.500000 | | | | | Resolution Details |
| Deduction | FWT | 144.340000 | | | | | Resolution Details |
| Deduction | MEDICARE EE | 23.250000 | | | | | Resolution Details |
| Deduction | MEDICARE ER | 23.250000 | | | | | Resolution Details |
| Deduction | OASDI EE | 99.420000 | | | | | Resolution Details |
| Deduction | OASDI ER | 99.420000 | | | | | Resolution Details |
| Deduction | SGLI | 14.000000 | | | | | Resolution Details |
| Deduction | SWT | 39.110000 | | | | | Resolution Details |
| Deduction | TSGLI | 0.500000 | | | | | Resolution Details |

PAY CALCULATIONS

Pay Processing Shortcuts

Pay Calculation Results

Element Assignment By Payee

One Time (Positive Input)

PAY CALCULATIONS

Results by Calendar Group

Enter any information you have and click Search. Leave fields blank for a list of all values.

Find an Existing Value

▼ Search Criteria

Empl ID begins with ▼ 1234567

Empl Record = ▼

Calendar Group ID begins with ▼

Name begins with ▼



Search

Clear

[Basic Search](#)



[Save Search Criteria](#)



Find an Existing Value

▼ Search Criteria

Empl ID begins with ▼ 1234567

Empl Record = ▼

Calendar Group ID begins with ▼ C119 🔍

Name begins with ▼

Search

Clear

[Basic Search](#)

[Save Search Criteria](#)

Search Results

[View All](#)

First ◀ 1-8 of 8 ▶ Last

| Empl ID | Empl Record | Payment Date | Calendar Group ID | Name |
|-------------------------|-------------------|----------------------------|-------------------------|------|
| 2014245 | 0 | 05/01/2019 | C119041 | |
| 2014245 | 0 | 04/15/2019 | C119040 | |
| 2014245 | 0 | 04/01/2019 | C119031 | |
| 2014245 | 0 | 03/15/2019 | C119030 | |
| 2014245 | 0 | 03/01/2019 | C119021 | |
| 2014245 | 0 | 02/15/2019 | C119020 | |
| 2014245 | 0 | 02/01/2019 | C119011 | |
| 2014245 | 0 | 01/15/2019 | C119010 | |

Search Results

[View All](#)

First



1-90 of 90



Last

| <u>Empl ID</u> | <u>Empl Record</u> | <u>Payment Date</u> | <u>Calendar Group ID</u> | <u>Name</u> |
|-------------------------|--------------------|----------------------------|--------------------------|-------------|
| 1234567 | 0 | 05/01/2019 | C119041 | Peter Pan |
| 1234567 | 0 | 04/15/2019 | C119040 | Peter Pan |
| 1234567 | 0 | 04/01/2019 | C119031 | Peter Pan |
| 1234567 | 0 | 03/15/2019 | C119030 | Peter Pan |
| 1234567 | 0 | 03/01/2019 | C119021 | Peter Pan |
| 1234567 | 0 | 02/15/2019 | C119020 | Peter Pan |
| 1234567 | 0 | 02/01/2019 | C119011 | Peter Pan |
| 1234567 | 0 | 01/15/2019 | C119010 | Peter Pan |
| 1234567 | 0 | 12/31/2018 | C118121 | Peter Pan |
| 1234567 | 0 | 12/14/2018 | C118120 | Peter Pan |
| 1234567 | 0 | 11/30/2018 | C118111 | Peter Pan |
| 1234567 | 0 | 11/15/2018 | C118110 | Peter Pan |
| 1234567 | 0 | 11/01/2018 | C118101 | Peter Pan |
| 1234567 | 0 | 10/15/2018 | C118100 | Peter Pan |
| 1234567 | 0 | 10/01/2018 | C118091 | Peter Pan |
| 1234567 | 0 | 09/14/2018 | C118090 | Peter Pan |
| 1234567 | 0 | 08/31/2018 | C118081 | Peter Pan |
| 1234567 | 0 | 08/15/2018 | C118080 | Peter Pan |
| 1234567 | 0 | 08/01/2018 | C118071 | Peter Pan |
| 1234567 | 0 | 07/13/2018 | C118070 | Peter Pan |

PAY CALCULATIONS

Calendar Group Results

Earnings and Deductions

Accumulators

Supporting Elements

Peter Pan

Employee

Empl ID 1234567

Empl Record

Calendar Group

Name Peter Pan

Title First Class Yeoman

Department CGC Neversail

Manager

E-Mail Peter.Pan@uscg.mil

Phone 123/456/7890

Address

Pay Cycle AD End Month

Personalize

Find

View All

First

1-3 of 3

Last

Segment Information by Calendar

| Calendar ID | Segment Begin Date | Segment End Date | Segment Type | Version Number | Revision Number | Segment Detail |
|--------------------|--------------------|------------------|--------------|----------------|-----------------|--------------------------------|
| CG ABS ENT 2019M04 | 04/01/2019 | | | 1 | 1 | Segment Detail |
| CG ABS TK 2019M04E | 04/16/2019 | 04/30/2019 | Calculate | 1 | 1 | Segment Detail |
| CG ACT 2019M04E | 04/16/2019 | 04/30/2019 | Calculate | 1 | 1 | Segment Detail |

Additional Result Pages

[Positive Input - Absence](#)

[Positive Input - Payroll](#)

[Generated Positive Input](#)

[Absence Data](#)

[Retro Calculation Deltas](#)

Peter Pan

Employee

Empl ID 1234567

Empl Record 0

Calendar Group ID C119041

201904 On-Cycle AD End Month

Calendar Information

Find

First

3 of 3

Last

Calendar ID CG ACT 2019M04E

Pay Group USCG

Segment Number 1

Version 1

Revision 1

Gross Result Value 2,823.07

USD

Net Result Value 2,341.70

USD

Earnings & Deductions

Personalize

Find

View

First

1-18 of 18

Last

Element Results

Components

Retro Adjustments

Deduction Arrears

User Fields

| Element Type | Element Name | Amount | Description | Instance | Slice Begin Date | Slice End Date | Resolution Details |
|--------------|--------------|-------------|--------------------------------|----------|------------------|----------------|------------------------------------|
| Earnings | BAH | 679.500000 | Basic Allowance for Housing | 0 | 04/16/2019 | 04/30/2019 | Resolution Details |
| Earnings | BAS | 184.690000 | Basic Allow for Subsistence | 0 | 04/16/2019 | 04/30/2019 | Resolution Details |
| Earnings | BASIC PAY | 1937.400000 | Basic Pay | 0 | 04/16/2019 | 04/30/2019 | Resolution Details |
| Earnings | CLOTHING | 21.480000 | Clothing Allowance | 0 | 04/16/2019 | 04/30/2019 | Resolution Details |
| Deduction | AFRH | 0.250000 | Armed Forces Retirement Home | 0 | 04/16/2019 | 04/30/2019 | Resolution Details |
| Deduction | ASSOC DUES | 1.000000 | Association Dues | 1 | 04/16/2019 | 04/30/2019 | Resolution Details |
| Deduction | FSGLI | 3.250000 | Family Servicemembers Grp Life | 0 | 04/16/2019 | 04/30/2019 | Resolution Details |
| Deduction | FWT | 159.000000 | FIT Withholding | 0 | 04/16/2019 | 04/30/2019 | Resolution Details |
| Deduction | MEDICARE EE | 28.090000 | Medicare Tax | 1 | 04/16/2019 | 04/30/2019 | Resolution Details |
| Deduction | MEDICARE ER | 28.090000 | ER Medicare Tax | 1 | 04/16/2019 | 04/30/2019 | Resolution Details |
| Deduction | OASD EE | 120.120000 | OASDI Tax | 1 | 04/16/2019 | 04/30/2019 | Resolution Details |
| Deduction | OASD ER | 120.120000 | ER OASDI Tax | 1 | 04/16/2019 | 04/30/2019 | Resolution Details |

Earnings & Deductions

Personalize | Find | View 5 | First 1-18 of 18 Last

| Earnings & Deductions | | | |
|--|--------------|-------------|------------------------------------|
| Element Results Components Retro Adjustments Deduction Arrears User Fields | | | |
| Element Type | Element Name | Amount | Resolution Details |
| Earnings | BAH | 679.500000 | Resolution Details |
| Earnings | BAS | 184.690000 | Resolution Details |
| Earnings | BASIC PAY | 1937.400000 | Resolution Details |
| Earnings | CLOTHING | 21.480000 | Resolution Details |
| Deduction | AFRH | 0.250000 | Resolution Details |
| Deduction | ASSOC DUES | 1.000000 | Resolution Details |
| Deduction | FSGLI | 3.250000 | Resolution Details |
| Deduction | FWT | 159.000000 | Resolution Details |
| Deduction | MEDICARE EE | 28.090000 | Resolution Details |
| Deduction | MEDICARE ER | 28.090000 | Resolution Details |
| Deduction | OASDI EE | 120.120000 | Resolution Details |
| Deduction | OASDI ER | 120.120000 | Resolution Details |
| Deduction | ROTH BASIC | 19.370000 | Resolution Details |
| Deduction | SGLI | 14.000000 | Resolution Details |
| Deduction | SWT | 101.420000 | Resolution Details |

Earnings & Deductions

Personalize | Find

View 5

First 1-18 of 18 Last

| Element Results | | Components | Retro Adjustments | Deduction Arrears | User Fields | | |
|-----------------|--------------|--|-------------------|------------------------|-----------------|-----------------|------------------------------------|
| Element Type | Element Name | Amount | | Calculation Adjustment | Base Adjustment | Unit Adjustment | Resolution Details |
| Earnings | BAH | 679.500000  | | | | | Resolution Details |
| Earnings | BAS | 184.690000  | | | | | Resolution Details |
| Earnings | BASIC PAY | 1937.400000  | | | | | Resolution Details |
| Earnings | CLOTHING | 21.480000  | | | | | Resolution Details |
| Deduction | AFRH | 0.250000  | | | | | Resolution Details |
| Deduction | ASSOC DUES | 1.000000  | | | | | Resolution Details |
| Deduction | FSGLI | 3.250000  | | | | | Resolution Details |
| Deduction | FWT | 159.000000  | | | | | Resolution Details |
| Deduction | MEDICARE EE | 28.090000  | | | | | Resolution Details |
| Deduction | MEDICARE ER | 28.090000  | | | | | Resolution Details |
| Deduction | OASDI EE | 120.120000  | | | | | Resolution Details |
| Deduction | OASDI ER | 120.120000  | | | | | Resolution Details |
| Deduction | ROTH BASIC | 19.370000  | | | | | Resolution Details |
| Deduction | SGLI | 14.000000  | | | | | Resolution Details |
| Deduction | SWT | 101.420000  | | | | | Resolution Details |

| Element Results | | Components | Retro Adjustments | Deduction Arrears | User Fields | | |
|-----------------|--------------|-------------|------------------------|-------------------|-----------------|-----------------------------------|------------------------------------|
| Element Type | Element Name | Amount | Calculation Adjustment | Base Adjustment | Unit Adjustment | Adjustment Detail | Resolution Details |
| Earnings | BAH | 1524.000000 | | | | | Resolution Details |
| Earnings | BAS | 183.960000 | | | | | Resolution Details |
| Earnings | BASIC PAY | 1682.400000 | | | | | Resolution Details |
| Earnings | CLOTHING | 19.480000 | | | | | Resolution Details |
| Earnings | DELTA BAH | 0.000000 | 2706.300000 | | | Adjustment Detail | Resolution Details |
| Earnings | DELTA OCONUS | 0.000000 | 998.310000 | | | Adjustment Detail | Resolution Details |
| Earnings | DELTA OHA | 0.000000 | 2466.540000 | | | Adjustment Detail | Resolution Details |
| Earnings | OCONUS COLA | 524.800000 | | | | | Resolution Details |
| Earnings | OCONUS COLA | 409.510000 | | | | | Resolution Details |
| Earnings | OHA | 1197.780000 | | | | | Resolution Details |
| Deduction | ADVANCE PYBK | 151.970000 | | | | | Resolution Details |
| Deduction | AFRH | 0.250000 | | | | | Resolution Details |
| Deduction | FSGLI | 2.500000 | 7.500000 | | | Adjustment Detail | Resolution Details |

| Element Type | Positive Amount | Negative Amount |
|--------------|---|--|
| Earnings | Amount Paid to member (ex. DELTA BAH \$2706.30) | Amt deducted from member (ex. DELTA BAH-\$2706.30) |
| Deductions | Amt deducted from member (ex. FSGLI \$7.50) | Amt paid to member (ex. FSGLI \$7.50) |

Earnings & Deductions

Personalize | Find | View 5 | First 1-18 of 18 Last

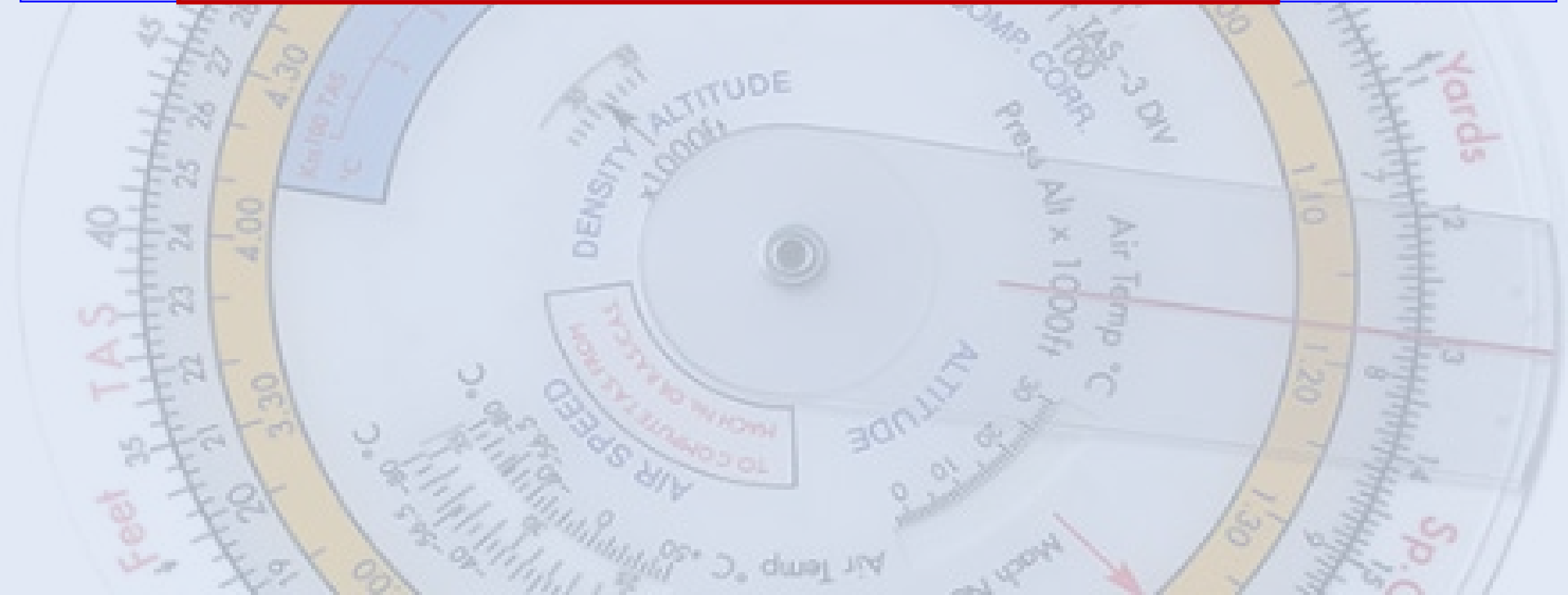
| Earnings & Deductions | | | | | | |
|--|--------------|-------------|------------------|----------------|-------------------------|------------------------------------|
| <div> <div>Element Results</div> <div>Components</div> <div>Retro Adjustments</div> <div>Deduction Arrears</div> <div>User Fields</div> </div> | | | | | | |
| Element Type | Element Name | Amount | Amount Not Taken | Payback Amount | Amount Added To Arrears | Resolution Details |
| Earnings | BAH | 679.500000 | | | | Resolution Details |
| Earnings | BAS | 184.690000 | | | | Resolution Details |
| Earnings | BASIC PAY | 1937.400000 | | | | Resolution Details |
| Earnings | CLOTHING | 21.480000 | | | | Resolution Details |
| Deduction | AFRH | 0.250000 | | | | Resolution Details |
| Deduction | ASSOC DUES | 1.000000 | | | | Resolution Details |
| Deduction | FSGLI | 3.250000 | | | | Resolution Details |
| Deduction | FWT | 159.000000 | | | | Resolution Details |
| Deduction | MEDICARE EE | 28.090000 | | | | Resolution Details |
| Deduction | MEDICARE ER | 28.090000 | | | | Resolution Details |
| Deduction | OASDI EE | 120.120000 | | | | Resolution Details |
| Deduction | OASDI ER | 120.120000 | | | | Resolution Details |
| Deduction | ROTH BASIC | 19.370000 | | | | Resolution Details |
| Deduction | SGLI | 14.000000 | | | | Resolution Details |
| Deduction | SWT | 101.420000 | | | | Resolution Details |

Earnings & Deductions

Customize | Find | View All | 1-2 of 2 | First | Last

Element Results | Components | Retro Adjustments | Deduction Arrears | User Fields

| Element Type | Element Name | Amount | Amount Not Taken | Payback Amount | Amount Added To Arrears | Resolution Details |
|--------------|--------------|----------|------------------|----------------|-------------------------|------------------------------------|
| Deduction | SGLI | 0.000000 | 14.000000 | | 14.000000 | Resolution Details |
| Deduction | TSGLI | 0.000000 | 0.500000 | | 0.500000 | Resolution Details |



Earnings & Deductions

Personalize

Find

View 5

First

1-18 of 18

Last

| Element Results | Components | Retro Adjustments | Deduction Arrears | User Fields | | | | | |
|-----------------|--------------|-------------------|-------------------|--------------|--------------|--------------|--------------|--------------|--|
| Element Type | Element Name | Amount | User Field 1 | User Field 2 | User Field 3 | User Field 4 | User Field 5 | User Field 6 | |
| Earnings | BAH | 679.500000 | | | | | | | |
| Earnings | BAS | 184.690000 | | | | | | | |
| Earnings | BASIC PAY | 1937.400000 | | | | | | | |
| Earnings | CLOTHING | 21.480000 | | | | | | | |
| Deduction | AFRH | 0.250000 | | | | | | | |
| Deduction | ASSOC DUES | 1.000000 | 000000000002 | | | | | | |
| Deduction | FSGLI | 3.250000 | | | | | | | |
| Deduction | FWT | 159.000000 | 529980000 | 10 | S | | | | |
| Deduction | MEDICARE EE | 28.090000 | 529980000 | 10 | | | | | |
| Deduction | MEDICARE ER | 28.090000 | 529980000 | 10 | | | | | |
| Deduction | OASDI EE | 120.120000 | 529980000 | 10 | | | | | |
| Deduction | OASDI ER | 120.120000 | 529980000 | 10 | | | | | |
| Deduction | ROTH BASIC | 19.370000 | | | | | | | |
| Deduction | SGLI | 14.000000 | | | | | | | |
| Deduction | SWT | 101.420000 | 529980000 | GA | S | | | | |

Peter Pan

Employee

Empl ID 1234567

Empl Record 0

Calendar Group ID C119041

201904 On-Cycle AD End Month

Calendar Information

Find

First

3 of 3

Last

Calendar ID CG ACT 2019M04E

Pay Group USCG

Segment Number 1

Version 1

Revision 1

Gross Result Value 2,823.07

USD

Net Result Value 2,341.70

USD

Accumulators

Personalize

Find

View S

First

1-67 of 67

Last

Accumulator Results

User Keys



| Period | Element Name | Amount | Description | From | Through |
|---------|--------------------|-------------|--------------------------------|------------|------------|
| Segment | ALL WAGES | 2803.700000 | All Wages subject Transit Tax | 04/16/2019 | 04/30/2019 |
| Segment | ALL WAGES N | 2803.700000 | All Wages subject Transit Tax | 04/16/2019 | 04/30/2019 |
| Segment | CG AC DEBT DE | 1904.400000 | In-Service Debt Disposable Pay | 04/16/2019 | 04/30/2019 |
| Segment | CG AC FINE DE | 1510.770000 | Fine Available Pay for Deduct | 04/16/2019 | 04/30/2019 |
| Segment | CG AC GARN CHLD DE | 1457.030000 | Child / Spouse Support DE | 04/16/2019 | 04/30/2019 |
| Segment | CG AC TAX LEVY DE | 2341.700000 | Tax Levy Disposable Earnings | 04/16/2019 | 04/30/2019 |
| Segment | FWT GRS N | 0.000000 | FWT Gross Customer | 04/16/2019 | 04/30/2019 |
| Segment | FWT GRS N | 1937.400000 | FWT Gross Customer | 04/16/2019 | 04/30/2019 |
| Segment | FWT GRS TOT | 1918.030000 | FWT Taxable Gross Total | 04/16/2019 | 04/30/2019 |
| Segment | FWT PRE TAX N | 19.370000 | FWT Before-Tax Customer | 04/16/2019 | 04/30/2019 |
| Segment | MED EE GRS N | 1937.400000 | Medicare/EE Gross Customer | 04/16/2019 | 04/30/2019 |
| Segment | MED ER GRS N | 1937.400000 | Medicare/ER Gross Customer | 04/16/2019 | 04/30/2019 |
| Segment | MEDEE FULL AMT | 28.090000 | Total Medicare/EE Amount | 04/16/2019 | 04/30/2019 |
| Segment | NET | 2341.700000 | Net | 04/16/2019 | 04/30/2019 |
| Segment | OAS EE GRS N | 1937.400000 | OASDI/EE Gross Customer | 04/16/2019 | 04/30/2019 |

Peter Pan

Employee

Empl ID 1234567

Empl Record 0

Calendar Group ID C119041

201904 On-Cycle AD End Month

Calendar Information

Find

First

3 of 3

Last

Calendar ID CG ACT 2019M04E

Pay Group USCG

Segment Number 1

Version 1

Revision 1

Gross Result Value 2,823.07

USD

Net Result Value 2,341.70

USD

Accumulators

Personalize

Find

View 5

First

1-67 of 67

Last

Accumulator Results

User Keys

| Period | Element Name | Amount | Description | From | Through |
|-----------------|-------------------|-------------|--------------------------------|------------|------------|
| Calendar Period | CG AC EST ADVANCE | 1457.030000 | Estimated Advance Pay | 04/16/2019 | 04/30/2019 |
| Calendar Period | FWT_PTDA | 159.000000 | FIT Withholding | 04/16/2019 | 04/30/2019 |
| Calendar Period | SWT_PTDA | 101.420000 | State Income Tax | 04/16/2019 | 04/30/2019 |
| Month to Date | AFRH_MTD | 0.500000 | Armed Forces Retirement Home | 04/01/2019 | 04/30/2019 |
| Month to Date | ASSOC DUES_MTD | 2.000000 | Association Dues | 04/01/2019 | 04/30/2019 |
| Month to Date | CG AC FSGLI MTD | 6.500000 | FSGLI MTD for PP Formula | 04/01/2019 | 04/30/2019 |
| Month to Date | CG AC SGLI MTD | 28.000000 | SGLI MTD for PP Formula | 04/01/2019 | 04/30/2019 |
| Month to Date | CG AC TSGLI MTD | 1.000000 | TSGLI MTD for PP Formula | 04/01/2019 | 04/30/2019 |
| Month to Date | FSGLI_MTD | 6.500000 | Family Servicemembers Grp Life | 04/01/2019 | 04/30/2019 |
| Month to Date | ROTH BASIC_MTD | 38.740000 | ROTH TSP Basic Pay | 04/01/2019 | 04/30/2019 |
| Month to Date | SGLI_MTD | 28.000000 | Servicemembers Group Life Ins | 04/01/2019 | 04/30/2019 |
| Month to Date | TRICARE DEP_MTD | 30.000000 | Tricare Dependent Dental | 04/01/2019 | 04/30/2019 |
| Month to Date | TSGLI_MTD | 1.000000 | Traumatic SGLI | 04/01/2019 | 04/30/2019 |
| Month to Date | TSP BASIC_MTD | 38.740000 | Thrift Savings Plan Basic Pay | 04/01/2019 | 04/30/2019 |

Accumulators

Personalize | Find | View 5 | First 1-67 of 67 Last

Accumulator Results

User Keys

| Period | Element Name | Amount | Description | From | Through |
|--------------|--------------------|--------------|-------------------------------|------------|------------|
| Year to Date | MED EE GRS YTD | 15499.200000 | Medicare/EE YTD Gross | 01/01/2019 | 12/31/2019 |
| Year to Date | MED ER GRS LIM YTD | 15499.200000 | Medicare/ER YTD Taxable Gross | 01/01/2019 | 12/31/2019 |
| Year to Date | MED ER GRS YTD | 15499.200000 | Medicare/ER YTD Gross | 01/01/2019 | 12/31/2019 |
| Year to Date | MEDEE FULL AMT YTD | 224.740000 | Total Medicare/EE Amount | 01/01/2019 | 12/31/2019 |
| Year to Date | MEDICARE EE_YTDA | 224.740000 | Medi care Tax | 01/01/2019 | 12/31/2019 |
| Year to Date | MEDICARE ER_YTDA | 224.740000 | ER Medicare Tax | 01/01/2019 | 12/31/2019 |
| Year to Date | OAS EE AMT YTD | 960.950000 | OASDI/EE Amount | 01/01/2019 | 12/31/2019 |
| Year to Date | OAS EE GRS LIM YTD | 15499.200000 | OASDI/EE YTD Taxa ble Gross | 01/01/2019 | 12/31/2019 |
| Year to Date | OAS EE GRS YTD | 15499.200000 | OASDI/EE YTD Gross | 01/01/2019 | 12/31/2019 |
| Year to Date | OAS ER GRS LIM YTD | 15499.200000 | OASDI/ER YTD Taxable Gross | 01/01/2019 | 12/31/2019 |
| Year to Date | OAS ER GRS YTD | 15499.200000 | OASDI/ER YTD Gross | 01/01/2019 | 12/31/2019 |
| Year to Date | OASDI EE_YTDA | 960.950000 | OASDI Tax | 01/01/2019 | 12/31/2019 |
| Year to Date | OASDI ER_YTDA | 960.950000 | ER OASDI Tax | 01/01/2019 | 12/31/2019 |
| Year to Date | SWT GRS TOT YTD | 15344.240000 | SWT YTD Taxable Gross Total | 01/01/2019 | 12/31/2019 |












Accumulators

Personalize | Find | View 5 |   First 1-67 of 67 Last

Accumulator Results

User Keys



| Period | Element Name | Amount | Description | From | Through |
|---------------|--------------------|--|--------------------------------|------------|---------|
| Custom Period | CG AC DEBT DEDUCTS | 14.900000  | In-Service Debt Deduction Bal | 01/01/2004 | |
| Custom Period | CG AC MEDICAR PRMM | 28.090000  | MEDICARE Previous Month | 01/01/2004 | |
| Custom Period | CG AC MGIB BAL | 1200.000000  | MGIB Basic Balance | 01/01/2004 | |
| Custom Period | CG AC OASDI PRMM | 120.120000  | OASDI Previous Month | 01/01/2004 | |
| Custom Period | FWT AC PRMM | 159.000000  | FWT Previous Month Value | 01/01/2004 | |
| Custom Period | LEAVE ENT_BAL | 47.500000  | Leave Entitlement | 01/01/2004 | |
| Custom Period | SWT AC PRMM | 101.420000  | SWT Previous Month Value | 01/01/2004 | |
| Custom Period | FSGLI_ARR | -25.500000  | Family Servicemembers Grp Life | 01/01/2004 | |
| Custom Period | LEAVE ENT_BAL | 0.000000  | Leave Entitlement | 01/01/2004 | |
| Custom Period | SGLI_ARR | -84.000000  | Servicemembers Group Life Ins | 01/01/2004 | |
| Custom Period | TSGLI_ARR | 4.000000  | Traumatic SGLI | 01/01/2004 | |

Peter Pan

Employee

Empl ID 1234567

Empl Record 0

Calendar Group ID C119041

201904 On-Cycle AD End Month

Calendar Information

Find

First

3 of 3

Last

Calendar ID CG ACT 2019M04E

Pay Group USCG

Segment Number 1

Version 1

Revision 1

Gross Result Value 2,823.07

USD

Net Result Value 2,341.70

USD

Accumulators

Personalize

Find

View 5

First

1-67 of 67

Last

Accumulator Results

User Keys

Print

| Period | Element Name | Amount | User Key 1 | User Key 2 | User Key 3 | User Key 4 | User Key 5 | User Key 6 |
|---------|--------------------|-------------|------------|------------|------------|------------|------------|------------|
| Segment | ALL WAGES | 2803.700000 | | | | | | |
| Segment | ALL WAGES N | 2803.700000 | | | | | | |
| Segment | CG AC DEBT DE | 1904.400000 | | | | | | |
| Segment | CG AC FINE DE | 1510.770000 | | | | | | |
| Segment | CG AC GARN CHLD DE | 1457.030000 | | | | | | |
| Segment | CG AC TAX LEVY DE | 2341.700000 | | | | | | |
| Segment | FWT GRS N | 0.000000 | 529980000 | 10 | S | S | | |
| Segment | FWT GRS N | 1937.400000 | 529980000 | 10 | S | A | | |
| Segment | FWT GRS TOT | 1918.030000 | 529980000 | 10 | S | | | |
| Segment | FWT PRE TAX N | 19.370000 | 529980000 | 10 | S | | | |
| Segment | MED EE GRS N | 1937.400000 | 529980000 | 10 | | | | |
| Segment | MED ER GRS N | 1937.400000 | 529980000 | 10 | | | | |
| Segment | MEDEE FULL AMT | 28.090000 | 529980000 | 10 | | | | |
| Segment | NET | 2341.700000 | | | | | | |
| Segment | OAS EE GRS N | 1937.400000 | 529980000 | 10 | | | | |

Yosemite Sam

Employee

Empl ID 1234567

Empl Record 0

Calendar Group ID C119030

201903 On-Cycle AD Mid Month

Calendar Information

Find

First

2 of 2

L

Calendar ID CG ACT 2019M03M

Pay Group USCG

Segment Number 1

Version 1

Revision 1

Gross Result Value 1,810.59

USD

Net Result Value 1,430.15

USD

Accumulators

Personalize

Find

View 5

L

First

1-60 of 60

La

Accumulator Results

User Keys



| Period▲ | Element Name▲ | Amount▼ | User Key 1 | User Key 2 | User Key 3 | User Key 4 | User Key 5 | User Key 6 |
|-----------------|--------------------|-------------|--------------|------------|------------|------------|------------|------------|
| Calendar Period | CG AC EST ADVANCE | 835.460000 | | | | | | |
| Calendar Period | FWT_PTDA | 118.820000 | 529980000 | 10 | S | ACTIVE | | |
| Calendar Period | SWT_PTDA | 44.420000 | 529980000 | NY | S | ACTIVE | | |
| Custom Period | CG AC DEBT DEDUCTS | 504.400000 | 000000000001 | | | | | |
| Custom Period | CG AC MEDICAR PRMM | 17.630000 | | | | | | |
| Custom Period | LEAVE ENT_BAL | 39.500000 | | | | | | |
| Custom Period | SWT AC PRMM | 44.420000 | | | | | | |
| Year to Date | SWT GRS TOT YTD | 6079.500000 | 529980000 | NY | S | | | |
| Year to Date | SWT_YTDA | 222.100000 | 529980000 | NY | S | | | |
| Year to Date | TOT DEDUCTIONS YTD | 620.900000 | | | | | | |
| Year to Date | TOT EARNINGS YTD | 9052.910000 | | | | | | |
| Year to Date | TOTAL NET YTD | 7150.730000 | | | | | | |
| Year to Date | TOTAL TAXES YTD | 1281.280000 | | | | | | |

Peter Pan Employee Empl ID 1234567 Empl Record 0

Calendar Group ID C119041 201904 On-Cycle AD End Month

Calendar Information

Find First 3 of 3 Last

Calendar ID CG ACT 2019M04E

Pay Group USCG

Segment Number 1

Version 1

Revision 1

Gross Result Value 2,823.07 USD

Net Result Value 2,341.70 USD

Supporting Elements

Personalize Find View 1-21 of 21 Last

| Element Type | Element Name | Description | Amount | Character Value | Date Value | Slice Begin Date | Slice End Date |
|--------------------|--------------------|--------------------------------|----------|-----------------|------------|------------------|----------------|
| Generation Control | CG GC ACIP ELIG | ACIP Eligibility | 0.000000 | | | 04/16/2019 | 04/30/2019 |
| Generation Control | CG GC AFRH ELIGIB | AFRH Eligibility | 1.000000 | | | 04/16/2019 | 04/30/2019 |
| Generation Control | CG GC BAS | BAS Generation Control | 1.000000 | | | 04/16/2019 | 04/30/2019 |
| Generation Control | CG GC BASIC PAY | Basic Pay GC - 31st Day | 1.000000 | | | 04/16/2019 | 04/30/2019 |
| Generation Control | CG GC BRS DED ELMT | BRS Deduction Elements GC | 0.000000 | | | 04/16/2019 | 04/30/2019 |
| Generation Control | CG GC CLOTHING | Clothing GC | 1.000000 | | | 04/16/2019 | 04/30/2019 |
| Generation Control | CG GC PMA PAY ELIG | PMA Pay Eligibility GC | 0.000000 | | | 04/16/2019 | 04/30/2019 |
| Generation Control | CG GC RESP PAY | Responsibility Pay GC | 0.000000 | | | 04/16/2019 | 04/30/2019 |
| Generation Control | CG GC SEA PAY ELIG | Career Sea Pay Eligibility | 0.000000 | | | 04/16/2019 | 04/30/2019 |
| Generation Control | CG GC TSGLI ELIG | TSGLI Eligibility | 1.000000 | | | 04/16/2019 | 04/30/2019 |
| Generation Control | CG GC TSP CATCHUP | TSP Catchup Generation Control | 1.000000 | | | 04/16/2019 | 04/30/2019 |
| Generation Control | CG GC TSP MATCH | BRS TSP MATCH GC | 0.000000 | | | 04/16/2019 | 04/30/2019 |
| Variable | CG VR BUS UNIT | Variable for Business Unit | | ENLCG | | 04/16/2019 | 04/30/2019 |
| Variable | CG VR ELIG GROUP | Constant to store elig group | | USCG | | 04/16/2019 | 04/30/2019 |
| Variable | CG VR GRADE | Variable to hold Grade | | E6 | | 04/16/2019 | 04/30/2019 |



PPC-PF-PD@USCG.MIL