

AERO Training

<https://aamaweb.usaama.rucker.amedd.army.mil/>

Welcome to.....

USAAMA

United States Army Aeromedical Activity




- Home
- Mission Statement
- USAAMA Staff
- Technical Bulletins
- Policy Letters -> **NEW**
- FDME eForms
- Links Page
- Consultant Roster
- AKO Stoplight Status information **May 2009**
- HIPAA Training
- AERO Account Request
- AERO Info Pages
- AERO Change Request
- AERO Demonstrations**
- The AERO Login Page
- Common Access Card Implementation - New

[USAAMA News Wire](#) - [Instant News](#) - [AERO News](#)

USAAMA Website Update

Please note: 03 Dec 08 The Revised Venous Thrombosis APL is now available. [Click this message to view complete pdf.](#)



Click on "AERO Demonstrations"

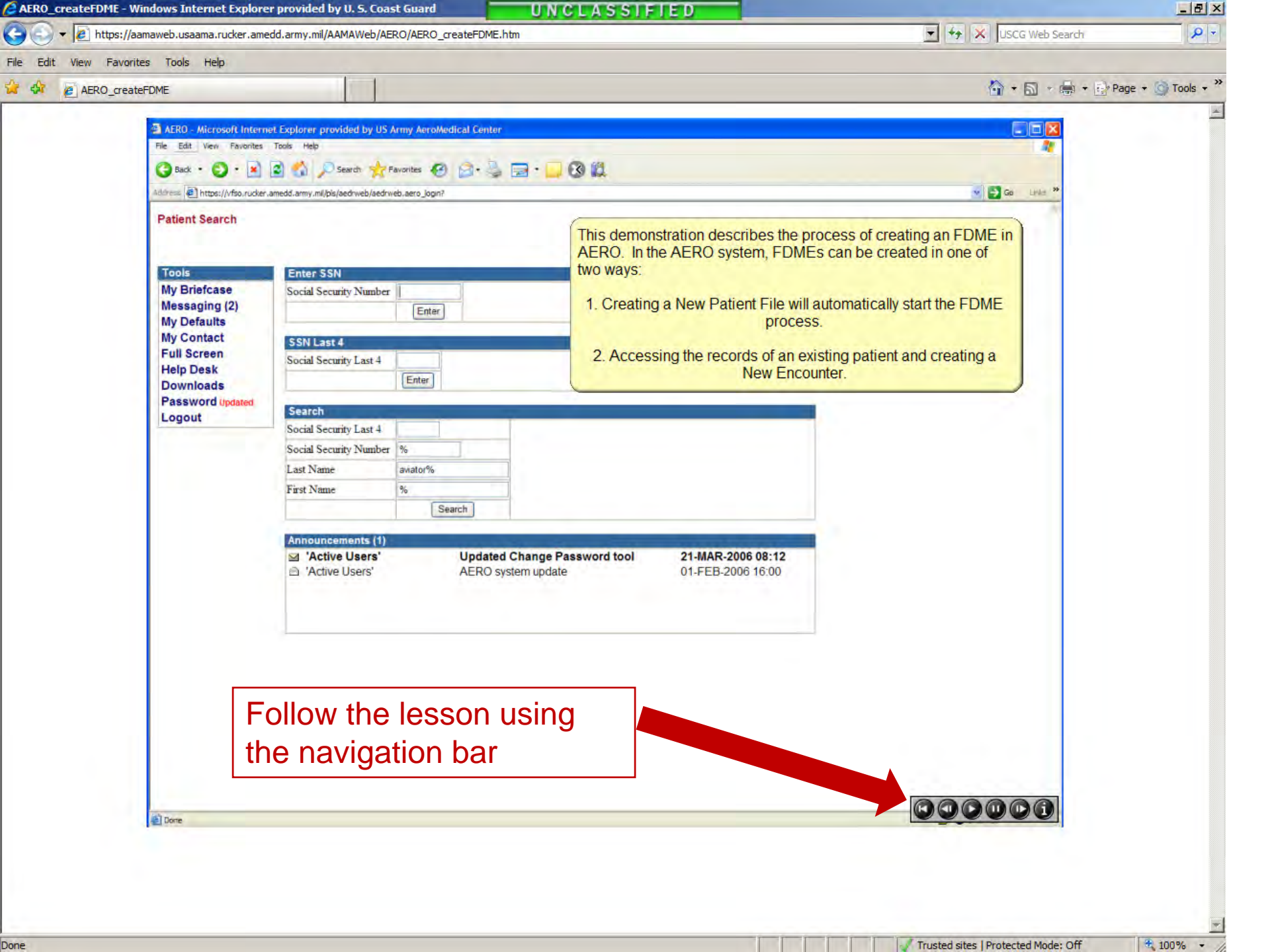
Aeromedical Electronic Resource Office Guide

- The AERO Interface Guide
- [Creating an FDME Encounter Guide](#)
- Creating an AMS Encounter Guide
- Using AERO Reports & Status Guide
- Using The Abbreviated Waiver/Suspension Letter



Click on "Creating an FDME Encounter Guide"

- Home
- Mission Statement
- USAAMA Staff
- Technical Bulletins
- Policy Letters
- FDME eForms
- Links Page
- Consultant Roster
- HIPAA Training
- AERO Account Request
- AERO Info Pages
- AERO Change Request
- AERO Demonstrations



AERO - Microsoft Internet Explorer provided by US Army AeroMedical Center

File Edit View Favorites Tools Help

Address: https://vfs0.rucker.amedd.army.mil/pls/aednweb/aednweb.aero_login?

Patient Search

Tools

- My Briefcase
- Messaging (2)
- My Defaults
- My Contact
- Full Screen
- Help Desk
- Downloads
- Password Updated
- Logout

Enter SSN

Social Security Number

SSN Last 4

Social Security Last 4

Search

Social Security Last 4

Social Security Number %

Last Name avator%

First Name %

Announcements (1)

✉ 'Active Users'	Updated Change Password tool	21-MAR-2006 08:12
✉ 'Active Users'	AERO system update	01-FEB-2006 16:00

This demonstration describes the process of creating an FDME in AERO. In the AERO system, FDMEs can be created in one of two ways:

1. Creating a New Patient File will automatically start the FDME process.
2. Accessing the records of an existing patient and creating a New Encounter.

Follow the lesson using the navigation bar

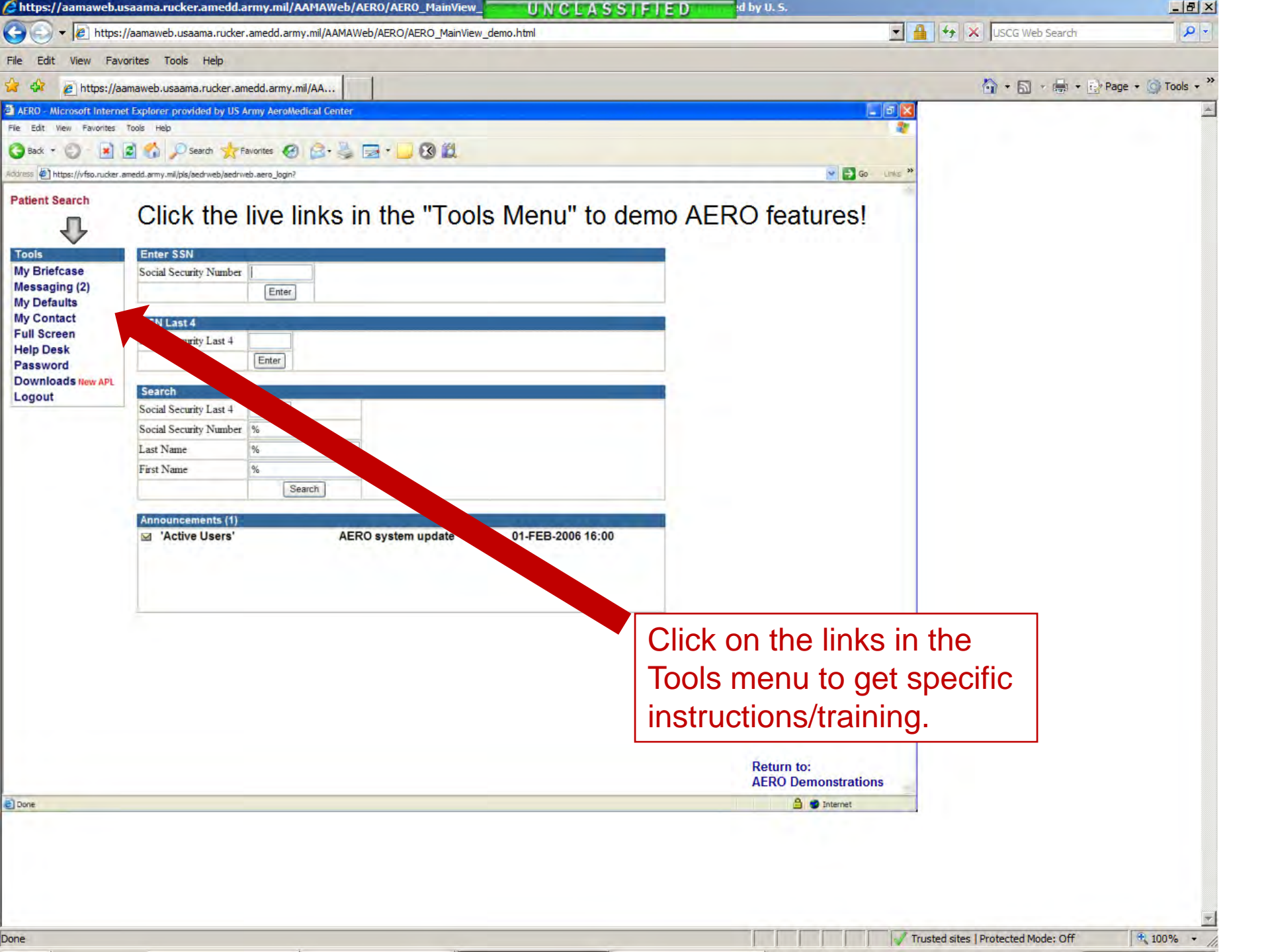
Aeromedical Electronic Resource Office Guide

- [The AERO Interface Guide](#)
- Creating an FDME Encounter Guide
- Creating an AMS Encounter Guide
- Using AERO Reports & Status Guide
- Using The Abbreviated Waiver/Suspension Letter

Click on "The AERO Interface Guide"



- Home
- Mission Statement
- USAAMA Staff
- Technical Bulletins
- Policy Letters
- FDME eForms
- Links Page
- Consultant Roster
- HIPAA Training
- AERO Account Request
- AERO Info Pages
- AERO Change Request
- AERO Demonstrations



Click the live links in the "Tools Menu" to demo AERO features!

Click on the links in the Tools menu to get specific instructions/training.

- Tools
- My Briefcase
- Messaging (2)
- My Defaults
- My Contact
- Full Screen
- Help Desk
- Password
- Downloads **New APL**
- Logout

Return to:
AERO Demonstrations