


How to Update Your Email in MilConnect

https://www.dmdc.osd.mil/self_service/rapids/unauthenticated?execution=e1s1

← → RSS https://www.dmdc.osd.mil/self_service/rapids/unauthenticated?execution=e1s1

RSS ID Card Office Online ×

COVID-19 Remote Work C... Microsoft Office Home Office365 - WCF Testing f... Acquisition Resources BWC

 **RAPIDS Self-Service**
ID Card Office Online

Notice:

Any Operations that update your CAC or require digital signing of requests (nominating family members, c
ActivClient 7.1 or higher, Java 8 update 144 or higher, and Internet Explorer version 7 or high
proceeding. Contact the Help Desk if you have problems with these activities.

Sign In

Renew/Replace Family ID Cards

Renew/Replace Family ID Cards
Update Your Contact Information
Update a Family Member's Contact Information
Add a Family Member

CAC Maintenance

Update Your Email Address
Download Applications
Activate the PIV Authentication Certificate
Add PCC to UPN

Sign In



milConnect

RAPIDS Self-Service

ID Card Office Online

[Frequently Asked Questions](#)

OUTAGE NOTIFICATION:

With the COVID19 and users using online services more, DS Logon is giving its users advance notifications as our services will be unavailable due to scheduled DMDC enterprise maintenance Saturday April 25th 0500 PT to 0500 PT Sunday April 26th. Please plan accordingly. We apologize for any inconvenience.

ATTENTION ALL USERS: PLEASE READ CAREFULLY TO PROTECT YOUR INFORMATION

ACTION NEEDED: Phone Numbers can be updated by yourself by logging into DS Logon account and going to "UPDATE CONTACT INFORMATION." This will take you to a screen to update your own phone number and email. Please ensure your phone (e.g., cell, landline) and email address is accurate as future security features will be enabled soon and you won't have access to your DSL account if the phone number is not one you can access.

After visiting DS LOGON or one of our partner sites, CLOSE your browser window AND all open tabs. This will help protect your information and privacy. If you chose not to close your browser and all open tabs, this can enable third parties access to your PRIVATE HEALTH and BENEFIT INFORMATION.

DS Logon

CAC

CAC



Login

[Need An Account?](#)

[Activate My Account](#)

Windows Security



Select a Certificate

Site pki.dmdc.osd.mil needs your credentials:



Signature -

[Redacted]

Issuer: DOD EMAIL CA-49

Valid From: 12/6/2018 to 12/6/2021

[Click here to view certificate properties](#)

[More choices](#)

OK

Cancel



CAC Maintenance

Sponsor's Contact Information

[Edit Contact Information](#)



milConnect

RAPIDS Self-Service ID Card Office Online

Feedback

ID Card Office Locator

Contact Us

Home Page

Contact Information

(sponsor)

Updated fields will be highlighted in yellow.
If only a Residential Address is provided, it will also be used as the Mailing Address.

Residential Address

Country:

Address Line 1:

Address Line 2:

City:

State:

ZIP Code:

Telephone

Home:

Mobile:

Fax:

Personal Email

Do you consent to having the DoD or VA email notifications to you regarding your benefits?

☒ Yes ☐ No

How to Update Your Organization to USCG and Your Personal Email in MilConnect



<https://milconnect-pki.dmdc.osd.mil/milconnect/>

milConnect x +

milconnect.dmdc.osd.mil/milconnect/

UNCLASSIFIED // FOR OFFICIAL USE ONLY

New User? [Start Here.](#)


  **milConnect**
Serving those who serve our country.

[Sign In](#)

[FAQ](#) Search

i milConnect will be unavailable due to planned maintenance from April 25, 0600 PDT to April 26, 0600 PDT. We regret any inconvenience and appreciate your patience.

i milConnect's **Family Supplemental Subsistence Allowance (FSSA)** page will be decommissioned in April 2020. After that, please contact your local personnel office to apply.



I want to

[Update personal contact info](#) [Manage Health Benefits](#) [Update family members in DEERS](#)



milConnect

Serving those who serve our country.

Frequently Asked Questions

OUTAGE NOTIFICATION:

With the COVID19 and users using online services more, DS Logon is giving its users advance notifications as our services will be unavailable due to scheduled DMDC enterprise maintenance Saturday April 25th 0600 PT to 0600 PT Sunday April 26th. Please plan accordingly. We apologize for any inconvenience.

ATTENTION ALL USERS: PLEASE READ CAREFULLY TO PROTECT YOUR INFORMATION

ACTION NEEDED: Phone Numbers can be updated by yourself by logging into DS Logon account and going to "UPDATE CONTACT INFORMATION." This will take you to a screen to update your own phone number and email. Please ensure your phone (e.g., cell, landline) and email address is accurate as future security features will be enabled soon and you won't have access to your DSL account if the phone number is not one you can access.

After visiting DS LOGON or one of our partner sites, CLOSE your browser window AND all open tabs. This will help protect your information and privacy. If you chose not to close your browser and all open tabs, this can enable third parties access to your PRIVATE HEALTH and BENEFIT INFORMATION.

DS Logon

CAC

DFAS

CAC



Login



Self-Service Consent to Monitor

You are accessing a U.S. Government (USG) Information System (IS) that is provided for USG beneficiary self-service-authorized use only.

By using this IS (which includes any device attached to this IS), you consent to the following conditions:

- The USG routinely intercepts and monitors communications on this IS for purposes including, but not limited to, penetration testing, COMSEC monitoring, network operations and defense, personnel misconduct (PM), law enforcement (LE), and counterintelligence (CI) investigations.
- At any time, the USG may inspect and seize data stored on this IS.
- While all personal identifying information (PII) data stored on this IS is protected under the Privacy Act of 1974, all communications using this IS, and the data captured to support this IS, are not private, are subject to routine monitoring, interception, and search, and may be disclosed or used for any USG authorized purpose.
- This IS includes security measures (e.g., authentication and access controls) to protect USG interests--not for your personal benefit or privacy.
- Notwithstanding the above, using this IS does not constitute consent to PM, LE or CI investigative searching or monitoring of the content of privileged communications, or work product, related to personal representation or services by attorneys, psychotherapists, or clergy, and their assistants. Such communications and work product are private and confidential. See User Agreement for details.

Contact DMDC || Accessibility/Section 508 || USA.gov || No Fear Act Notice

OK

gement/consent?continueToUrl=%2Fidentitymanagement%2Flogout%2Fpki.do

Select a certificate

Select a certificate to authenticate yourself to pki.dmdc.osd.mil:443

Subject	Issuer	Serial
[REDACTED]	DOD EMAIL CA-49	067B94
[REDACTED]	DOD ID CA-49	0699D1
[REDACTED]	DOD ID CA-49	0699C4

[Certificate information](#)

OK

Cancel

- Notwithstanding the above, using this IS does not constitute consent to PM, LE or CI investigative searching or monitoring of the content of privileged communications, or work product, related to personal representation or services by attorneys, psychotherapists, or clergy, and their assistants. Such communications and work product are private and confidential. See User Agreement for details.

[Contact DMDC](#) || [Accessibility/Section 508](#) || [USA.gov](#) || [No Fear Act Notice](#)

OK

Contact Information

[REDACTED]


[REDACTED]

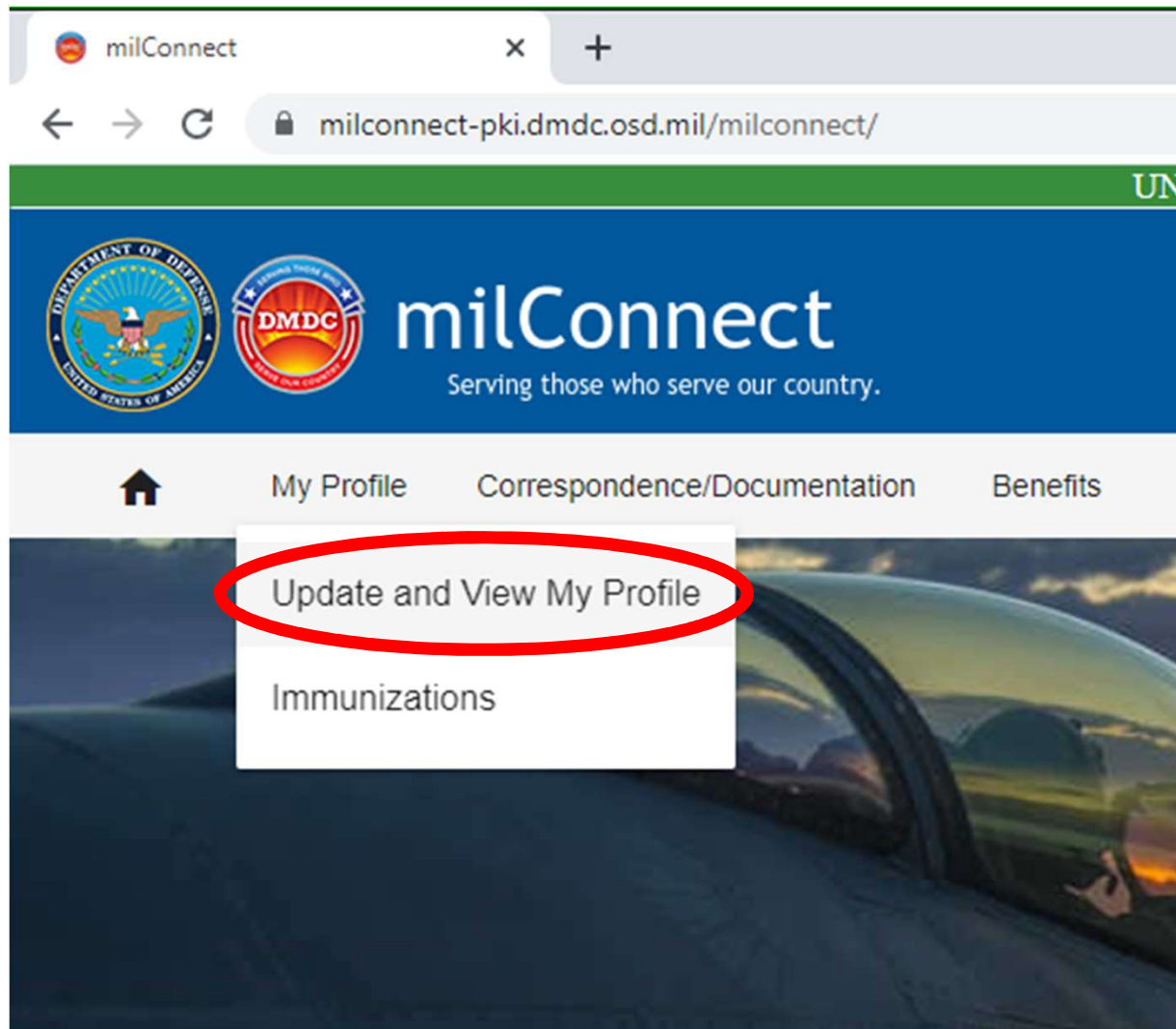
[REDACTED]@uscg.mil

[REDACTED]

[Change Contact Information](#)

Your contact information in DEERS may be changed at the milConnect website by clicking "Continue" below. Otherwise select "Cancel" and you will be returned to the previous page.





Change Organization to United States Coast Guard

Update and View My Profile

Edit your **personal** information on your Personal tab and your work information on your work tab (for example, **MIL**, **CIV**, or **CTR**), so that you receive communications promptly. [Tips](#) 

Family Members

██████████ (Sponsor)

██████████ (Spouse)

██████████

██████████

Personal

MIL

Personnel Status

Persona Type

Military

DoD Association

Active Duty member

Administrative Association

USCG

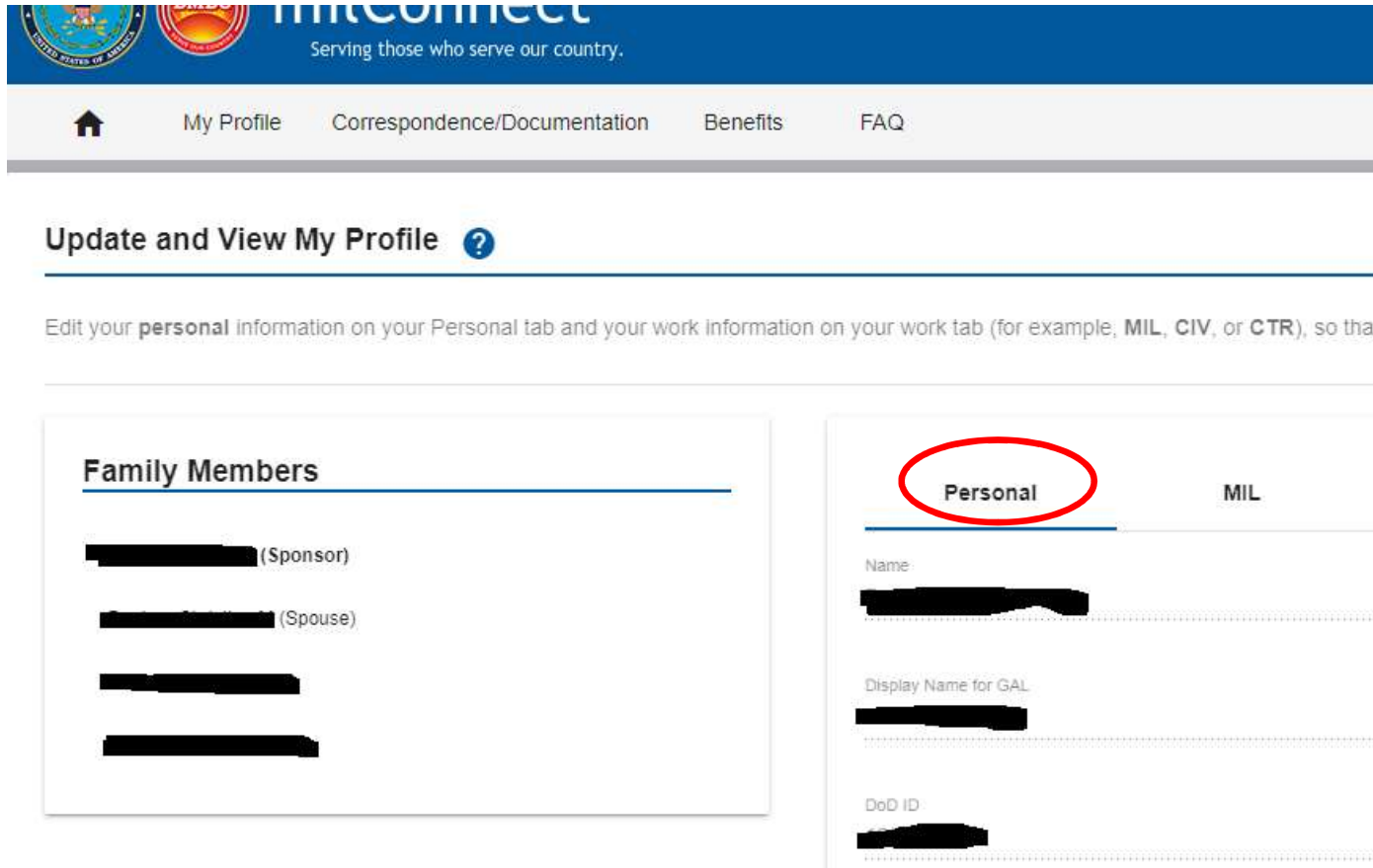
Duty Organization

United States Coast Guard

Duty Sub Organization

████████████████████

Update Personal Email address to @uscg.mil



The screenshot shows the milconnect website interface. At the top, there is a blue header with the milconnect logo and the tagline "Serving those who serve our country." Below the header is a navigation bar with links: Home, My Profile, Correspondence/Documentation, Benefits, and FAQ. The main content area is titled "Update and View My Profile" with a help icon. Below this, there is a sub-header "Edit your **personal** information on your Personal tab and your work information on your work tab (for example, MIL, CIV, or CTR), so that". The main content area is divided into two panels. The left panel is titled "Family Members" and contains four rows of information, each with a redacted name and a role: (Sponsor), (Spouse), and two other roles. The right panel is titled "Personal" and "MIL". The "Personal" tab is selected and circled in red. Below the tabs, there are three input fields: "Name", "Display Name for GAL", and "DoD ID". Each field has a redacted value.

Family Members

[Redacted] (Sponsor)

[Redacted] (Spouse)

[Redacted]

[Redacted]

Personal **MIL**

Name: [Redacted]

Display Name for GAL: [Redacted]

DoD ID: [Redacted]

Scroll down to Email Addresses

Email Addresses

Do you consent to having the DoD or VA email notifications to you regarding your benefits? If so, select "Yes" and enter your email address.

Primary *

☒ Yes ☐ No


[REDACTED]@uscg.mil

Alternate *

☒ Yes ☐ No

[REDACTED]@gmail.com

Be sure to click submit!



A horizontal bar containing two buttons. The 'Submit' button is blue with white text and is circled in red. The 'Reset' button is white with a grey border and grey text.

Submit	Reset
--------	-------